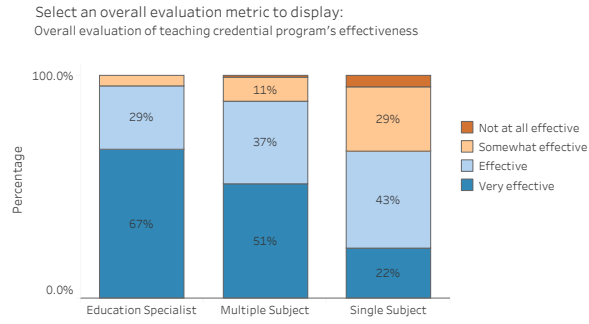
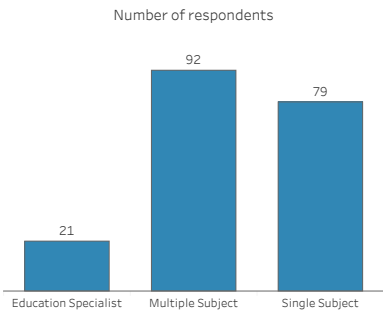


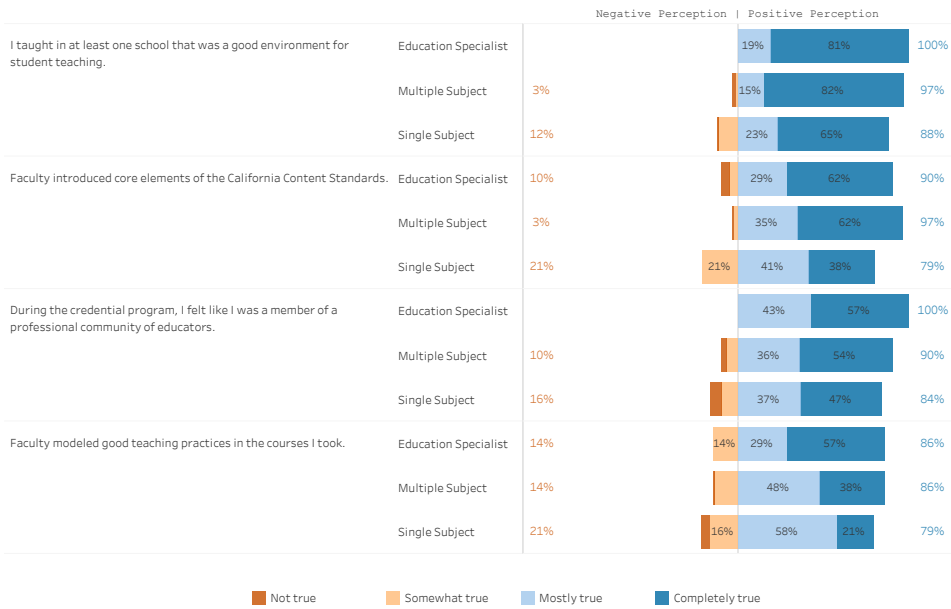


Dashboard-wide filters: Campus East Bay, Survey Completer, Completion cohort 2015-2016, Credential type (All), Group results by: Credential type

Survey Overview



Display data for the selected survey question:
While you were in the Teaching Credential Program, how true was each of the following statements?

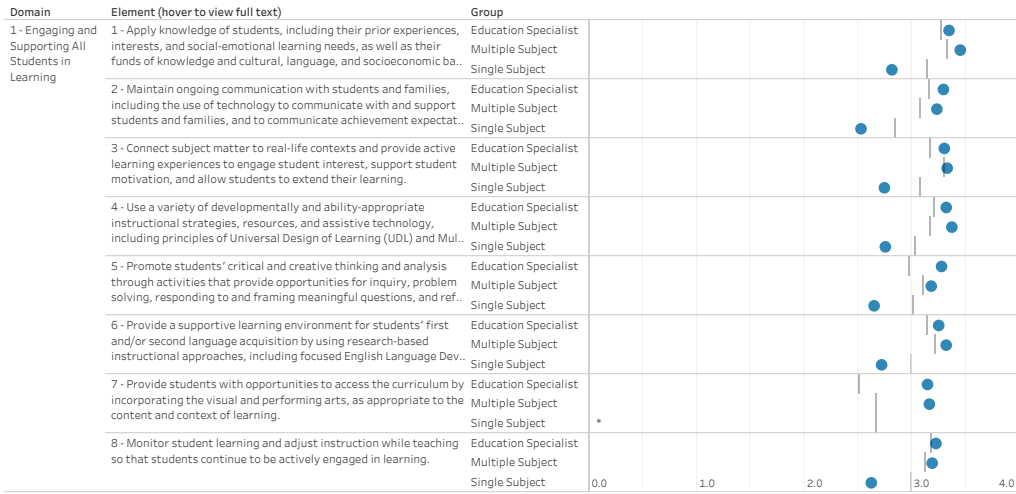




Dashboard-wide filters	Campus East Bay	Survey Completer	Completion cohort 2015-2016	Credential type (All)	Group results by: Credential type
------------------------	--------------------	---------------------	--------------------------------	--------------------------	--------------------------------------

Survey Composite Explorer

Select a set of survey composites: California Teaching Performance Expectations (TP...
 Select a domain: 1 - Engaging and Supporting All Students in Learning



Circles represent the composite score for the selected campus(es). The gray bar represents the CSU system-wide comparison score. Numeric values represent the average response ranging from '0 - Not at all prepared' to '4 - Very well prepared.'

The survey items below are aligned to the Engaging and Supporting All Students in Learning domain.

Click an element from the chart above to view the specific survey items included in that element's composite score.





Dashboard-wide filters	Campus East Bay	Survey Completer	Completion cohort 2015-2016	Credential type (All)	Group results by: Credential type
------------------------	--------------------	---------------------	--------------------------------	--------------------------	--------------------------------------

Survey Item Search Tool

Looking for a particular survey item? Use this tool to find any of the "How well prepared..." items from the survey.

Search for and select one or more survey items:

All




EdQ DataView Program Perceptions Dashboard



Dashboard-wide filters	Campus East Bay	Survey Completer	Completion cohort 2015-2016	Credential type (All)	Group results by: Credential type
------------------------	--------------------	---------------------	--------------------------------	--------------------------	--------------------------------------

Employment Characteristics of Recent Completers Based on Survey Responses



Where are year one teachers employed? 

Year one teacher's primary position

Bubble size is proportional to the number survey respondents in the district.

There is no data available for the combination of filters you have selected.

First-year mentoring and evaluation