



College of Business & Economics

Assurance of Learning

Program Learning Objective (PLO): Macroeconomics
Fall 2015

BA ECONOMICS

PLO2; L02A

BA ECON Learning Goal 2: Students who graduate will be knowledgeable of modeling techniques to solve macroeconomic problems.

CBE Learning Objective 2A:

Students who graduate will apply mathematical and modeling techniques to solve macroeconomic problems.

Mapped Course: ECON 3005

Curriculum Alignment:

ECON 3005 is a core course for the BA Economics program. It consists of measurement and analysis of the determination of national income and employment general price level, stabilization and growth. Prerequisites include ECON 2301, 2302, with grade not lower than a "C" in 2302. This course is not open to students with credit for ECON 3005.

The course was identified by the Department Chair, supported by the Program Director and reviewed by the department faculty through a remapping process that took place in Summer 2014. The remapping process included a reexamination of how the new learning objectives are mapped to particular core (and elective) courses. It was determined that under the current curriculum, prior to changes scheduled to be implemented in Fall 2015, ECON 3005 will be the mapped course for Learning Goal 2, Learning Objective 2A: Macroeconomics.

Participating Faculty: 1 faculty member.

Methods & Procedures:

Faculty will use course final exam as assessment artifact. Scores of the individual student exams will be compared to department determined and faculty specific benchmarks for proficiency.

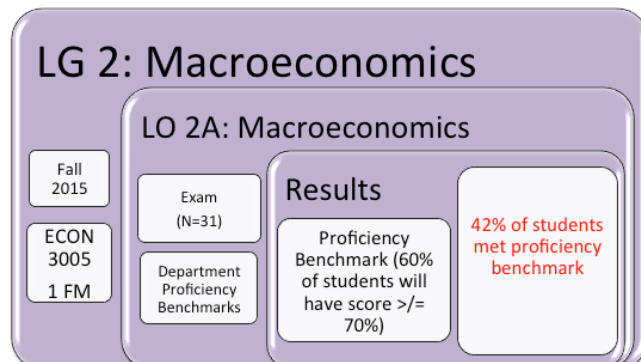
Assessment Measurement Tool Used: Direct measurement – Course-embedded – Course Exam.

Status of Assessment: Completed.

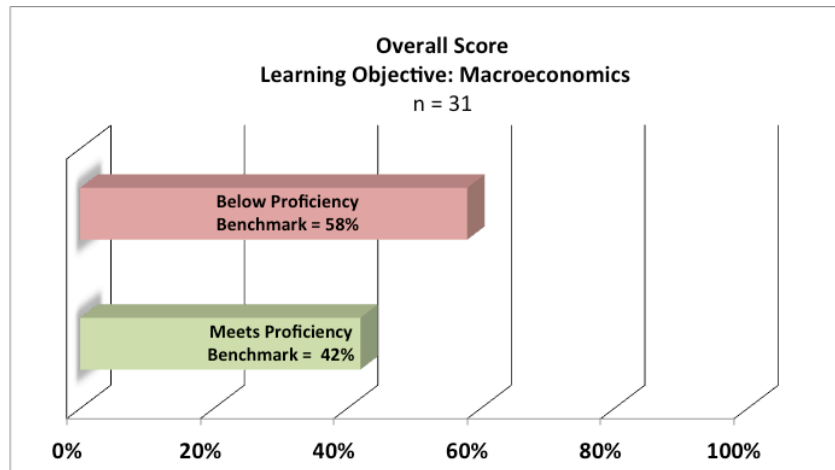
Artifacts Archived: Yes.

Performance Targets: Proficiency Benchmark = 60% of students will have a proficiency score equal to or greater than 70%.

Data Summary & Analysis:



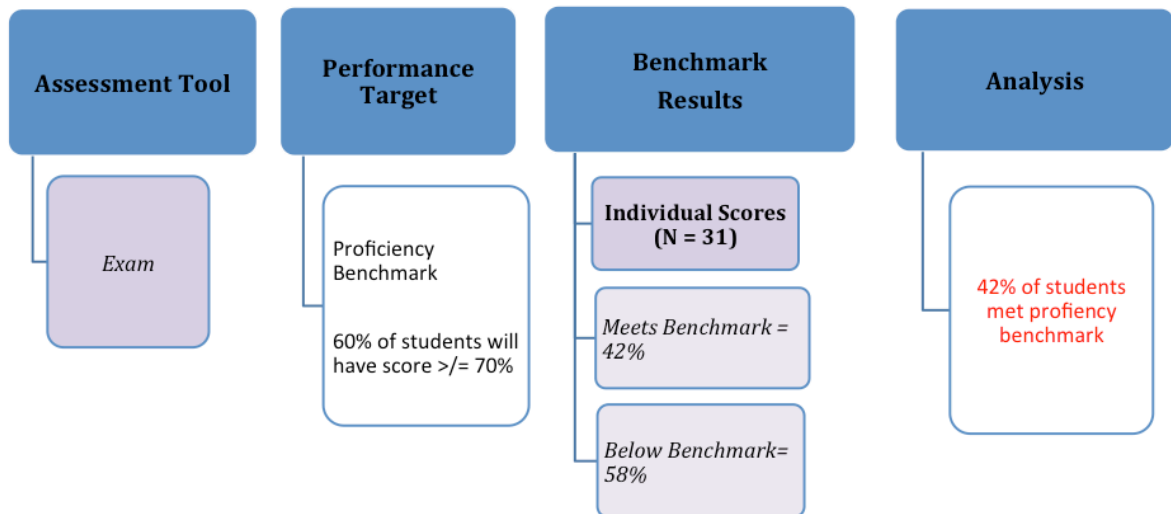
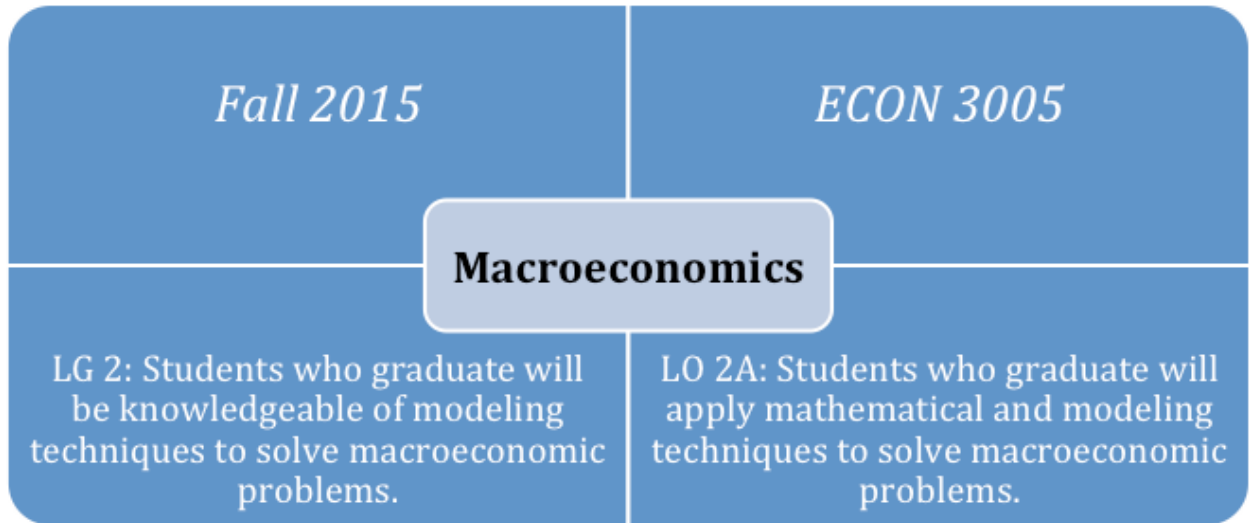
As depicted in the graphics, our students' overall Macroeconomics scores did not meet performance targets. Proficiency benchmarks were set at 60% of students receiving a score equal to or greater than 70%. Findings show only 42% of students met the proficiency benchmark.



APPENDIX:

One-Page Summaries

Learning Objective 2A: Macroeconomics – Fall 2015



End of Report