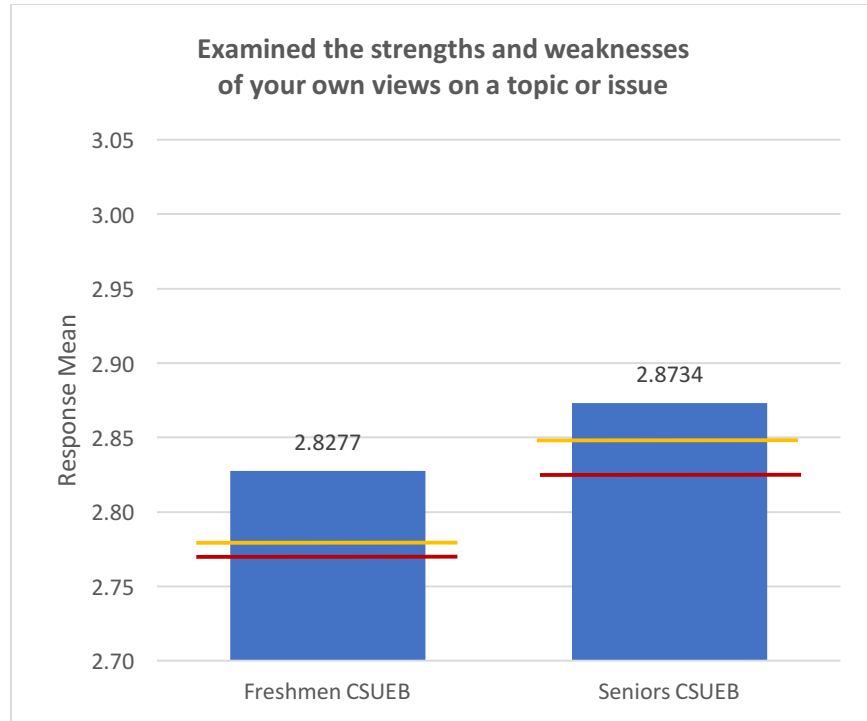


National Survey of Student Engagement (NSSE) 2017
 California State University East Bay
 Critical Thinking Related-Questions

Question 2c: During the current school year, about how often have you done the following?



	<i>Mean</i>	<i>Effect Size</i>		<i>Mean</i>	<i>Effect Size</i>
CSUEB First Years	2.8277		CSUEB Seniors	2.8734	
Far West First Years	2.7600	0.0847	Far West Seniors	2.8340	0.0320
Carnegie First Years	2.7628	0.0807	Carnegie Seniors	2.8558	0.0594

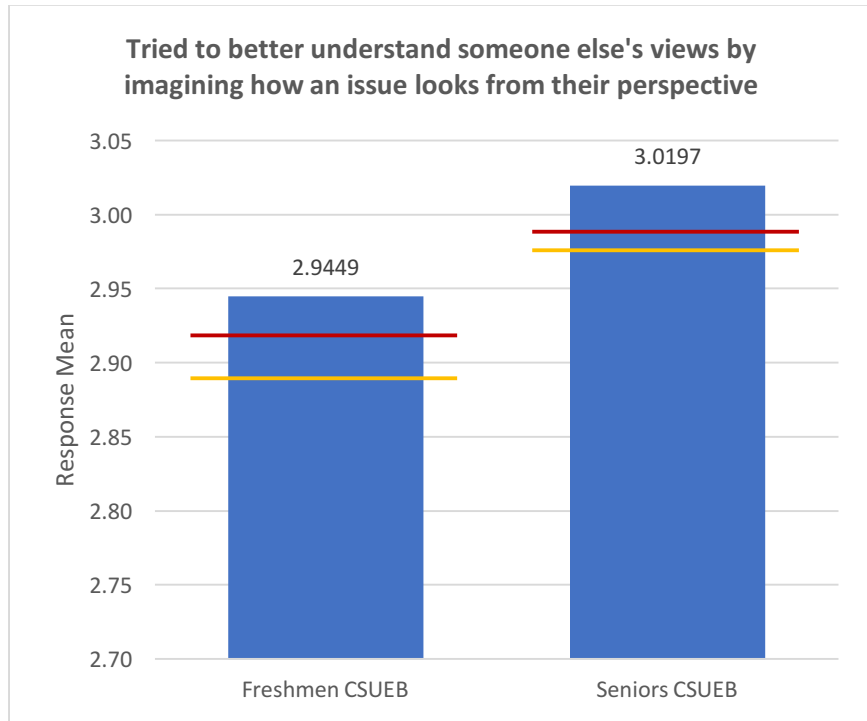
Response Scale

- 1 = Never
- 2 = Sometimes
- 3 = Often
- 4 = Very Often

Comparisons

- Red line:** Far West Region Public Institutions
- Yellow line:** Carnegie Class Institutions

Question 2d: During the current school year, about how often have you done the following?



	<i>Mean</i>	<i>Effect Size</i>		<i>Mean</i>	<i>Effect Size</i>
CSUEB First Years	2.9448		CSUEB Seniors	3.0197	
Far West First Years	2.9219	0.0290	Far West Seniors	2.9940	0.0320
Carnegie First Years	2.8921	0.0665	Carnegie Seniors	2.9719	0.0594

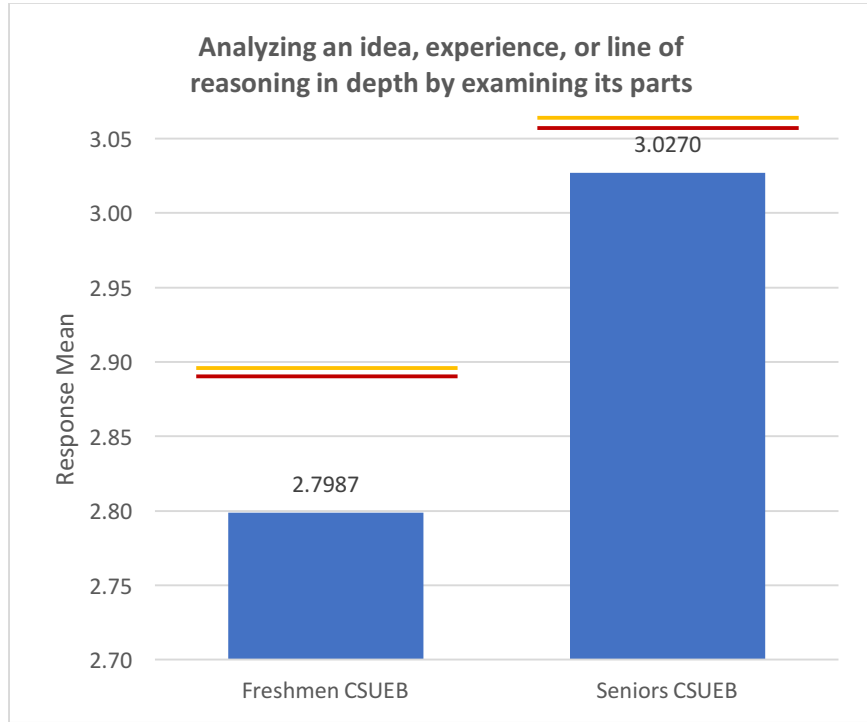
Response Scale

- 1 = Never
- 2 = Sometimes
- 3 = Often
- 4 = Very Often

Comparisons

- Red line:** Far West Region Public Institutions
- Yellow line:** Carnegie Class Institutions

Question 4c: During the current school year, about how often has your coursework emphasized the following?



	<i>Mean</i>	<i>Effect Size</i>		<i>Mean</i>	<i>Effect Size</i>
CSUEB First Years	2.7987		CSUEB Seniors	3.0270	
Far West First Years	2.8905	-0.1134	Far West Seniors	3.0529	-0.0315
Carnegie First Years	2.8926	-0.1154	Carnegie Seniors	3.0585	-0.0386

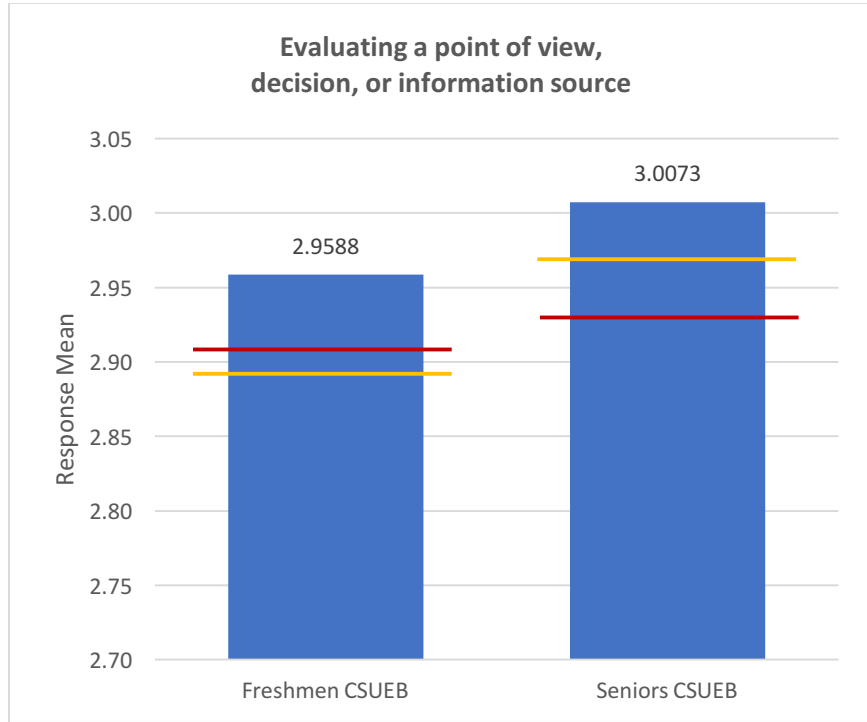
Response Scale

- 1 = Never
- 2 = Sometimes
- 3 = Often
- 4 = Very Often

Comparisons

- Red line:** Far West Region Public Institutions
- Yellow line:** Carnegie Class Institutions

Question 4d: During the current school year, about how often has your coursework emphasized the following?



	<i>Mean</i>	<i>Effect Size</i>		<i>Mean</i>	<i>Effect Size</i>
CSUEB First Years	2.9588		CSUEB Seniors	3.0073	
Far West First Years	2.9032	0.0693	Far West Seniors	2.9306	0.0889 △
Carnegie First Years	2.8987	0.0748	Carnegie Seniors	2.9702	0.0440

△ Your students' average was significantly higher ($p < .05$) with an effect size less than .3 in magnitude.

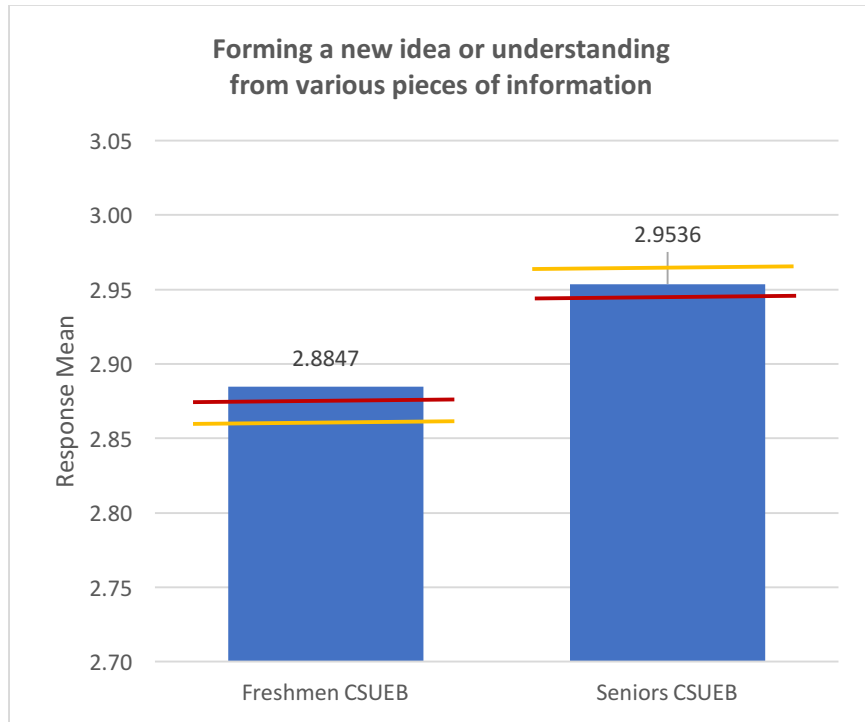
Response Scale

- 1 = Never
- 2 = Sometimes
- 3 = Often
- 4 = Very Often

Comparisons

- Red line:** Far West Region Public Institutions
- Yellow line:** Carnegie Class Institutions

Question 4e: During the current school year, about how often has your coursework emphasized the following?



	Mean	Effect Size		Mean	Effect Size
CSUEB First Years	2.8847		CSUEB Seniors	2.9536	
Far West First Years	2.8714	0.0164	Far West Seniors	2.9508	0.0033
Carnegie First Years	2.8686	0.0198	Carnegie Seniors	2.9727	-0.0230

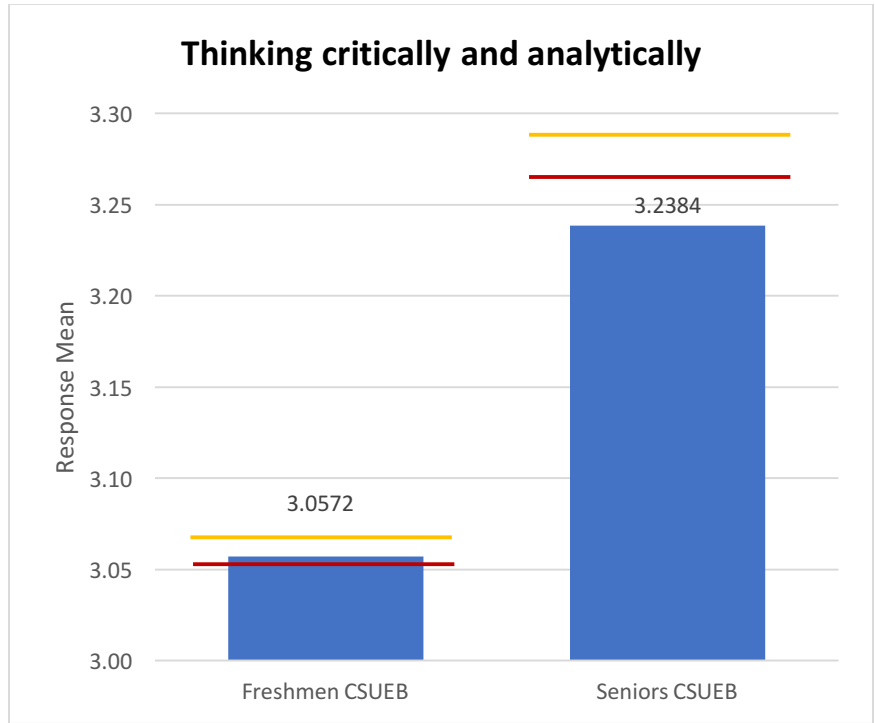
Response Scale

- 1 = Never
- 2 = Sometimes
- 3 = Often
- 4 = Very Often

Comparisons

- Red line:** Far West Region Public Institutions
- Yellow line:** Carnegie Class Institutions

Question 17c: How much has your experience at this institution contributed to your knowledge, skills, and personal development in the following areas?



	Mean	Effect Size		Mean	Effect Size
CSUEB First Years	3.0572		CSUEB Seniors	3.2384	
Far West First Years	3.0524	0.0059	Far West Seniors	3.2627	-0.0304
Carnegie First Years	3.0680	-0.0133	Carnegie Seniors	3.2873	-0.0620

Response Scale

- 1 = Never
- 2 = Sometimes
- 3 = Often
- 4 = Very Often

Comparisons

- Red line:** Far West Region Public Institutions
- Yellow line:** Carnegie Class Institutions