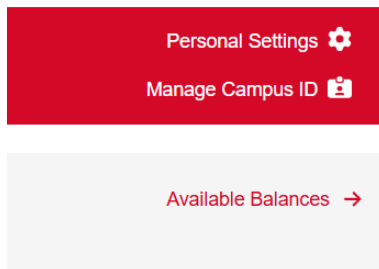


How to Disable Your Bay Card Account:


URL: https://secure.touchnet.net/C20345_oneweb/Account/LogOn

Navigation: Personal Settings->Manage Campus ID->Lost Card->Confirm

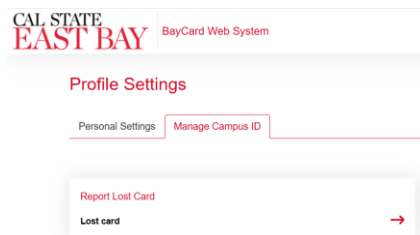
Step 1: Click on **Manage Campus ID**



Step 2: Click on **Manage Campus ID** tab



Step 3: Click on **Lost Card**



Step 4: Click on **Confirm** button

