

**CAL STATE
EAST BAY**



PRE-DEPARTURE ORIENTATION

**FOR F-1 INTERNATIONAL STUDENTS
Entering in Spring 2024**



Your Hosts Today



Kelly Pan

International Recruitment &
Marketing Manager

Kelly.pan@csueastbay.edu



Laura Perry

International Partnerships
Coordinator

Laura.perry@csueastbay.edu


You've made a great choice!

- Academic Excellence with Economic Value
- Priced among most affordable public universities
- Private College Environment- small class sizes, personalized learning
- One of most diverse universities in the U.S.
- You'll love California's mild weather, multicultural communities, internship opportunities and job prospects after graduation



Agenda

- Introduction of international programs offices
- Location & Weather
- Applying for your Visa
- Airports in the Bay Area
- What to Expect at the Port of Entry
- What to Pack in Carry-On Luggage
- Getting to CSUEB/Airport Pickup
- Housing, Dining & Life at the Bay
- Class Registration and Clearing Enrollment Holds
- Fee Payment and Installment Plans
- Health Insurance & Immunizations
- Internships/Working in the USA
- Orientation & Arrival Checklist
- Campus Resources
- Academic Calendar
- Helpful Links/ Contacts / Q & A



International Programs at CSUEB



Center for International Education (CIE)

- International student advising on immigration for F-1 students
- Internship and work authorization
- SEVIS record
- Study Abroad

Email: cie@csueastbay.edu

Tel: (510) 885-2880

International Admission Office (IAO)

- Application
- Admission Process
- Transfer credits
- Official Transcript holds

Email: iao@csueastbay.edu

Tel: (510) 885-7571

International Recruitment & Marketing

- Agent issues
- Success stories for marketing

Email: intlrecruiting@csueastbay.edu

Global Academy

- Intensive English Program
- Conditional Admissions
- Pre-Business Analytics Program

Email: globalacademy@csueastbay.edu

Tel: (510) 885-2358

Location & Weather



Location: City = Hayward

- In San Francisco Bay Area
- 37 km to San Francisco city
- 42 km to Silicon Valley
- Safe living & learning environment
- Campus overlooks the San Francisco Bay



Weather :

- Mediterranean climate (mild winter/cool summer)
- Summer: average temperature 15-25°C
- Winter: average temperature 5-15°C

Applying for your F-1 visa

US regulations now allow for issuance of the F-1 student visa up to 365 days in advance of the I-20 program start date.

As soon as possible after receiving your admission decision, check your horizon email for a link to submit financial documents and I-20 consent. Processing time is 2-3 weeks after receipt of your documents.

Once you receive your I-20, follow these steps to apply for a visa:

- 1) Contact your local U.S. Embassy or Consulate to ask about how to get an F-1 international student visa. For a list of Consulates and Embassies see: <http://usembassy.state.gov>
- 2) Complete visa Form DS-160: Online Nonimmigrant Visa Application. Form DS-160 is submitted electronically to the Department of State website via the Internet: <https://ceac.state.gov/genniv>
- 3) Follow the U.S. Embassy/Consulate's instructions to schedule a visa interview.
- 4) Pay the Visa Application Fee following instructions provided by the embassy/consulate.
- 5) Pay the SEVIS Fee by completing Form I-901 online at www.FMJfee.com at least three (3) days before your visa interview
- 6) Prepare and bring the documents required by the U.S. Embassy/Consulate for your visa interview.
- 7) Remain calm and answer all the Visa Officer's questions openly and honestly

Didn't get a link?
Email us for assistance:
csueb.i20@csueastbay.edu



Flying into the Bay Area

- San Francisco Bay Area Airports
 - San Francisco International Airport (SFO)
 - Oakland International Airport (OAK)
 - San Jose International Airport (SJO)
- What to expect on Arrival at the Port of Entry (first airport you land at in the U.S.)
 - When entering the U.S. from abroad, everyone (including American Citizens), is subject to questioning by US Customs and Border Protection (CBP).
 - Primary Inspection will be where a CBP Officer will ask you to present I-20 and answer questions about where you are arriving from and the purpose of your stay in the U.S.
 - If the CBP officer cannot initially verify your information or you do not have all of the required documentation, you may be directed to another interview area in the airport area known as “secondary inspection.” Secondary inspection allows CPB to access your SEVIS record and conduct additional research in order to verify information without causing delays for other arriving passengers.

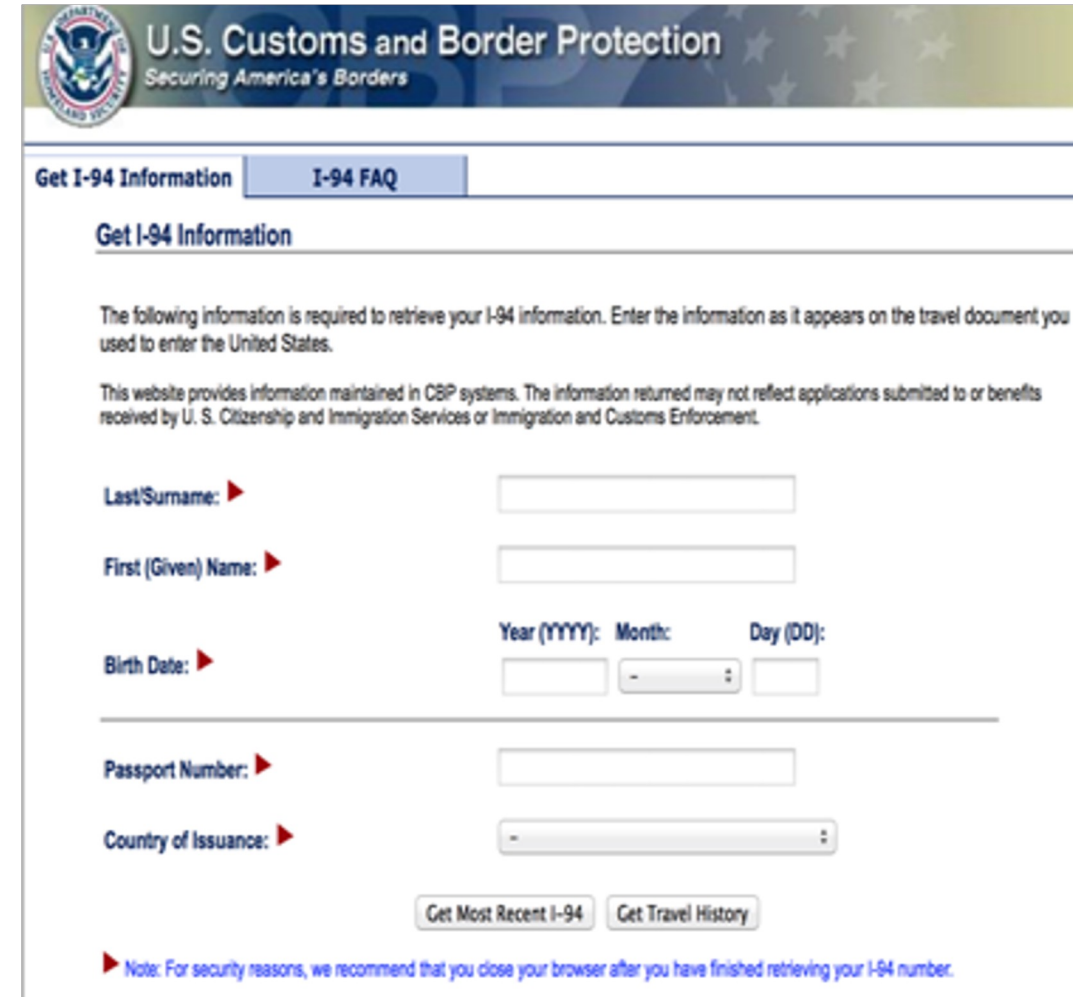


What to Expect at Port of Entry

Once your inspection is successfully completed, the inspecting officer will:

- Review your passport and visa and may stamp your passport for duration of status (“D/S”) for F and J visa holders with date and port of entry (many airports no longer stamp passports)
- Process an electronic I-94 arrival/departure record online.

Be aware that you will need to submit a PDF copy of this record later to CIE office (download from <https://i94.cbp.dhs.gov>)



The screenshot shows the U.S. Customs and Border Protection website. At the top, there is a header with the U.S. Customs and Border Protection logo and the text "U.S. Customs and Border Protection Securing America's Borders". Below the header, there are two tabs: "Get I-94 Information" and "I-94 FAQ". The "I-94 FAQ" tab is selected. The main content area is titled "Get I-94 Information" and contains the following text: "The following information is required to retrieve your I-94 information. Enter the information as it appears on the travel document you used to enter the United States." and "This website provides information maintained in CBP systems. The information returned may not reflect applications submitted to or benefits received by U. S. Citizenship and Immigration Services or Immigration and Customs Enforcement." Below the text, there are several input fields: "Last/Surname:" with a text box, "First (Given) Name:" with a text box, "Birth Date:" with three dropdown menus for "Year (YYYY)", "Month:", and "Day (DD)", "Passport Number:" with a text box, and "Country of Issuance:" with a dropdown menu. At the bottom, there are two buttons: "Get Most Recent I-94" and "Get Travel History". A note at the bottom states: "▶ Note: For security reasons, we recommend that you close your browser after you have finished retrieving your I-94 number."

Carry on Luggage

DO carry

- Passport with F1 visa
- I-20
- Admission Letter and other supporting documents used during visa application
- Credit Card
- Traveler's Checks
- Cell Phone
- Small Amount of Cash
- Clothes/personal items for 1-2 days (in case of delays or lost luggage)

DON'T bring

- Fruits
- Meat
- Any white powders
- A lot of Cash



If Arriving By Air: Flight attendants will distribute Customs Declaration Forms (CF-6059). These must be completed prior to landing.

See our [suggested packing list](#) online for tips about what to bring in your checked bags

Getting to CSUEB from Bay Area Airports

- **San Francisco International Airport (SFO)**
 - 30-35 minutes drive from CSUEB Hayward main campus
 - taxi ride \$75-95 to campus (+tip 20%)
 - more info @ www.flysfo.com/to-from/ground-transportation
 - BART from SFO to Hayward = \$11.75
- **Oakland International Airport (OAK)**
 - about 20-30 minutes drive from CSUEB Hayward campus
 - taxi ride \$45-80 to campus (+tip 20%)
 - more info @ oaklandairport.com/ground_transportation.shtml
 - BART from OAK to Hayward = \$9.55
- **San Jose International airport (SJC)**
 - Located Southeast of CSUEB Hayward campus, about 40-50 minute drive from the campus
 - taxi ride \$85~100 to campus (+tip 20%)
 - more information @: www.flysanjose.com




Image from studiogstock / Freepik

If you plan to use a transportation network app, download the Uber/Lyft/Wingz app before leaving home;

Pre-paid SIM cards are available for purchase at SFO at the TripTel store near Starbucks in the International Arrivals area. See <https://triptel.com> for more information.

Transportation network apps



Public Transportation to and from Campus

Train system-
Bay Area Rapid Transit

Free Shuttle bus from campus to downtown Hayward and Hayward & Castro Valley BART stations



AC Transit Buses (Alameda County transit system)-
 Bus #60 from Hayward BART to CSUEB. Get a [Clipper Card](#) for discounted fares on BART and local buses. AC #60 Bus schedule available [online](#).

Housing

On-Campus Housing - Pioneer Heights

www.csueastbay.edu/housing/prospective-residents

About 10% of students (around 1,000 students) live on-campus

- Must sign contract for one year
- University Housing Application open from October 30 (still open now).
- Furnished Apartments with Utilities included
- Spring 2024 Move-in date: January 7 (alternate arrivals: housing@csueastbay.edu)
- For inquiries for main housing block contact housing@csueastbay.edu
- To request housing in international student block complete [International Student Housing Interest Form](#) or email internationalstudenthousing@csueastbay.edu

Off-Campus Housing near campus

www.csueastbay.edu/cie/f-1-students/new-students/housing.html

500+ students live in apartments surrounding campus or commute

- 1 bedroom apt: \$1,745 - \$2,023/month
 - 2 bedroom apt: \$2,100 - \$2,750/month
 - 3 bedroom apt: \$2,995/month
- plus utilities; students usually share

Pioneer Heights



Apartment near campus



Dining Commons/ Pioneer Kitchen

- Offers Three Meals a day
- All you care to eat
- Includes vegetarian options
- Flexible Meal plans
- Dine with a view of the Bay!



PIONEER DINING pioneerdiningeb

Other Dining options on campus:



Jamba Juice



- Starbucks
 - Jamba Juice
 - Panda Express
 - Taco Bell Express
 - Einstein Bros Bagels
 - Fry Shack (burgers/chicken/fries & shakes)
 - Wild Blue (poke bowl/boba drinks)
 - The Market (convenience store)
- + Food trucks twice a week



Student Life on Campus

Student Unions- place to meet, eat, relax

GameZone (in old Union)-

- Indoor recreational room with pool tables, air hockey, & basketball free throw games, etc.
- GameCave- a custom video gaming room
- Equipment Rental counter also has board games

Student Life and Leadership Programs-

- 120+ recognized clubs/organizations

Associated Students, Inc.- student government and event organizers (movie nights, comedians, etc.)

NCAA Division II Athletics- 6 men's & 9 women's sports teams- cheer on your fellow Pioneers!



Student Life on Campus - Fitness

Recreation and Wellness (RAW) Center

Free services for matriculated students:

- indoor track
- cardiovascular equipment
- strength training equipment & boxing bags
- group fitness classes
- locker rooms with private showers
- basketball gym

Other Sports facilities on campus:

Swimming pool, soccer field, tennis courts, baseball field, gymnasium (basketball, volleyball/badminton courts)



Before registering for classes

- **Know your NetID** (Student ID) : ab1234
- **Accept Admission Offer** log into MyCSUEB (my.csueastbay.edu) & look for the “Accept Admission” link on the left side of the page

When confirming intent to enroll, undergraduate students must pay a \$110 deposit fee which will be applied toward the undergraduate student orientation program. See www.csueastbay.edu/admissions/accept-admission-offer.html. This deposit is not required for 2nd bachelor's degrees or graduate level students.

- **Check MyCSUEB “To Do List”** to complete required items which may include submission of documents or test scores.
- **Check MyCSUEB for any possible [registration holds](#).**
- **Review the [“important dates”](#)** webpage for enrollment periods
- **See website for How to Register for Classes:**
www.csueastbay.edu/registrar/register/how-to-register-for-classes.html

Transcripts Hold



Provisionally Admitted Students

Submit official documents to the **International Admissions Office** as follows:

- **By Mail/Courier:** Send to the International Admissions Office, Cal State East Bay, 25800 Carlos Bee Blvd., SF102, Hayward, CA 94542.
- **Electronic Transcripts/Mark Sheets and Degree Certificates:** Please email the documents to IAOoffdocuments@csueastbay.edu. The documents must be sent directly from the institution's registrar's office or office of examinations. The International Admissions Office reserves the right to verify the sender of these documents before accepting them as official.
- **In Person Drop Off:** Hand-delivered in a sealed envelope from the institution to Cal State East Bay's International Admissions Office located in the Student and Faculty Support building on the Hayward Campus in SF102.

Your provisional admission will not be cleared until you meet all university requirements.

Insurance Hold

- **Health insurance is Mandatory for all F-1 students** in the US and there are few exceptions to the CSUEB-sponsored plan.
 - If you have US-based employer-sponsored insurance or insurance provided by a government-sponsored scholarship program, see the CIE website for instructions on requesting approval for these policies: www.csueastbay.edu/cie/f-1-students/new-students/insurance.html
- Be sure to always check the term for which your hold is placed.

The Start Date shows the date the hold was created by the system- **this date does not matter**

Hold Details	
International Health Insurance	
Department	University Extension
Reason	International Health Insurance
Start Date	03/01/2012
Start Term	Summer Session 2023

The Start Term shows the term your hold is for. If it says, "Begin Term Svc Indicator," the hold is for your first term. Once you have cleared this hold, it will show future term dates (e.g. Summer 2024, Fall 2024, Spring 2025)

- Holds are moved 24-48 hours after you submit your proof of purchase; plan accordingly! The hold will never go away, but will automatically move to the next term.
- Questions? Contact csuebhealthinsurance@csueastbay.edu

Health Insurance Enrollment

For CSUEB sponsored plan, enroll online at <https://csueastbay.mycare26.com>

STEP 1: Click "Begin Enrollment"

2023-2024

California State University, East Bay

Welcome to your one stop to find information about the insurance your school provides.

[Explore the Plan](#) [Begin Enrollment](#)

Already Enrolled?
[Access my Account](#)

Scroll down for more options...

STEP 2: Click "Online Enrollment"

- Am I Eligible to Enroll in the International Student Health Insurance Plan? +
- Cost Sheets +
- Online Enrollment Periods +
- [Online Enrollment](#) +
- Students with a Qualifying Life Event +

STEP 3a: Choose student type "International"

Online Enrollment

[Care26 Online Enrollment Guide](#)

International Online Enrollment

Click the button below to enroll yourself and your dependents. Premium paid directly to AHP.

[Click Here to Enroll](#)

[Important Information About Dependent Enrollment](#)

STEP 3b: Select "Click Here to Enroll"

Note: Pre-Business Analytics students and Intensive English Students will choose "Global Academy"

STEP 4a: Login with your Horizon email

STEP 4b: School information will auto-populate based on your email.

ahp | Academic HealthPlans™

Welcome!

Health Insurance System

School Email *

School *

[Next](#)

powered by **Care26**

Enroll by semester-

- Fall Semester Cost = \$1004
- Fall Coverage Dates = 8/10/23 to 12/31/23
- Spring Semester Cost = \$1059
- Spring Coverage Dates = 1/1/24 to 5/31/24

After the first academic year, you can choose an annual plan if you are staying over the summer.

**NOTE: If you enroll in summer session, you must also enroll in insurance for summer*

Refunds are possible during first 30 days of policy (only if you withdraw from all classes or do not enter the U.S.)

Health Insurance Enrollment

If this is your first term using this insurance, you will need to create an account first.



[← Change the email](#)

Welcome!

Health Insurance System

School Email *

iperry11@horizon.csueastbay.edu ✓

Password *

Keep me logged in

Login

[Forgot your Password?](#)

Are you a student and don't have an account?
[Create one now!](#)

powered by

When completing the “Sign Up” form, note the following:

Sign Up

1 Student Information

School Email *
horizon.csueastbay.edu ✓
this is your primary email account

Student Category *
International

School *
California State University, East Bay

Student ID *

← Enter your NetID in the Student ID field

2 Personal Information

First Name *

Middle Name

Gender *

Marital Status

Last name *

Date of birth *

Social Security Number (SSN) *

If you do not have a US social security number click the box under that field

I do not have a Social Security Number

3 Contact Information

Personal Email

Parent Email

Send notifications to alternate emails
Your alternate emails include the Personal and Parent email

Address *

City *

State *

Zip code *

Primary Phone

Secondary Phone

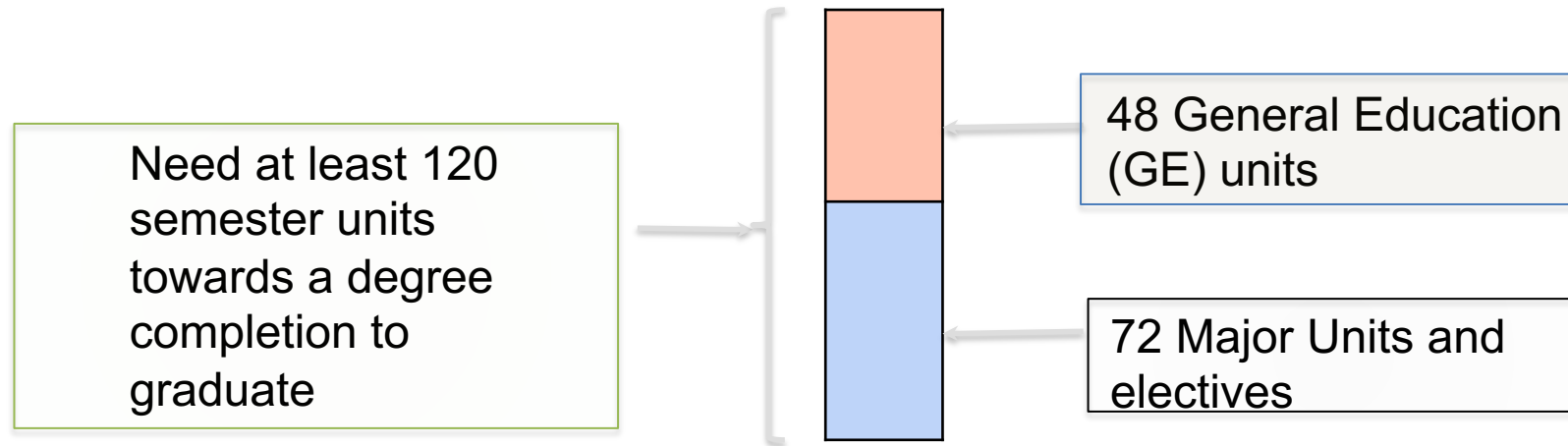
Use your personal email in the email field (do not enter the CIE email address there)

If you do not have a US address at the time of application, you may enter the CIE address here, but as soon as you confirm your US address, be sure to update your information with the insurance company.

After you submit your enrollment and pay you will receive a confirmation email. Please forward it to csuebhealthinsurance@csueastbay.edu.

You MUST include your NETID in your email for our records. Your hold will be removed in 1-2 business days.

Undergraduate Enrollment: General Education vs Major



Undergraduate students will have two advisors:

- **General Education advisor** (Sam Tran in Academic Advising and Career Education office (AACE)).
- **Major advisor** (in Academic Department)



Sam Tran
International Student
Academic Advisor

sam.tran@csueastbay.edu

**Note: Athletes may work with another counselor-ask your coach for assistance*

Enrolling in Classes

Undergraduate students

- Minimum 12 units/semester to be considered full-time
- 15 units/semester recommended to graduate in 4 years
- Maximum of 17 units/semester allowed
- *Be sure to clear all holds before contacting an advisor!*

Freshmen should review the [GE/Breadth](http://www.csueastbay.edu/ge) website www.csueastbay.edu/ge to understand these requirements.

- If you have AP, IB, CLEP, A-level, or community college credit, alert your advisor so you may receive credit.
- Consult with your General Education Academic Advisor (Sam Tran) before registering!



Enrolling in Classes

Undergraduate students

Upper Division Transfer students

- Transcript evaluations for transfer students are processed by International Admission Counselors in International Admissions Office.
- Contact an academic advisor in your college or department for assistance selecting classes (not sure who that is? email whoismyadvisor@csueastbay.edu)



Enrolling in Classes

Graduate student enrollment

- During your enrollment period, enroll directly on MyCSUEB with advice from Graduate department if needed.
- Must take minimum 8 units per semester to be considered full-time. (Most students will take 9 units = 3 classes x 3 units)
Note: some graduate business programs offer intensive 7-week sessions in addition to semester long classes.
- NOTE: You must maintain a 3.0 GPA to remain in good standing. If the student's GPA falls below 3.00, they will be placed on **Academic Alert**. A student may be subject to **Academic Disqualification** if during any semester while on alert they do not achieve the minimum 3.0 GPA in all units taken after admission to their graduate program.



Tuition and Fees

per academic year (2 semesters)
as of Spring 2024

Level	Tuition	Total for I-20
Undergraduate (Based on 12 units/semester)	\$16,709	\$40,147
Graduate (Based on 9 units/semester)	\$15,767	\$39,205
Graduate Business (MBA/MSBA) (Based on 9 units/semester)	\$20,627	\$44,065

Living expenses = \$21,375 (Varies from student to student)

Health Insurance = \$2,063* (+ additional if study in summer)

❖ *Tuition & Fees are subject to change.*

❖ *Payment plans are available.*

Tuition and Fees per Semester

<https://www.csueastbay.edu/student-financial-services/spring-2024/index.html>

Undergraduate Programs: \$8,354.50 = 12 units/semester

Base Undergraduate Tuition and Fees for over 6.1 units \$3602.50+ (\$396 x 12=) \$4752 = \$8354.50

If take more than 12 units, figure additional \$396 non-resident tuition/unit

Graduate Programs: \$7,883.50 = 9 units/semester

Base Graduate Tuition and Fees for over 6.1 units \$4319.50 + (\$396 x 9=) \$3564 = \$7883.50

If take more than 9 units, figure additional \$396 non-resident tuition/unit

Grad Business Programs: (MBA/MSBA): \$10,313.50= 9 units/semester

Base Graduate Tuition and Fees for over 6.1 units \$4319.50 + (\$396 x 9)= \$3564 + (\$270 x 9)= \$2430 = \$10,313.50

If take more than 9 units, figure additional \$396 non-resident tuition/unit + additional \$270 per unit for graduate business professional fees

Tuition Fee Payment

- After you enroll in classes, Student Finance will charge your MyCSUEB Student account for the amount you owe for the semester.
- You must pay all fees charged to your account by the fee payment deadline listed on the [Important Dates](#) page.
- Students who enroll or add classes during late registration will be assessed a \$25 late fee.
- Payment can be made by cash or check in person at the Cashier's office or electronically by eCheck, credit card, or wire transfer.
- Payment must be received by 4 p.m. Pacific time on the fee payment deadline day, or enrolled/waitlisted courses are subject to being dropped



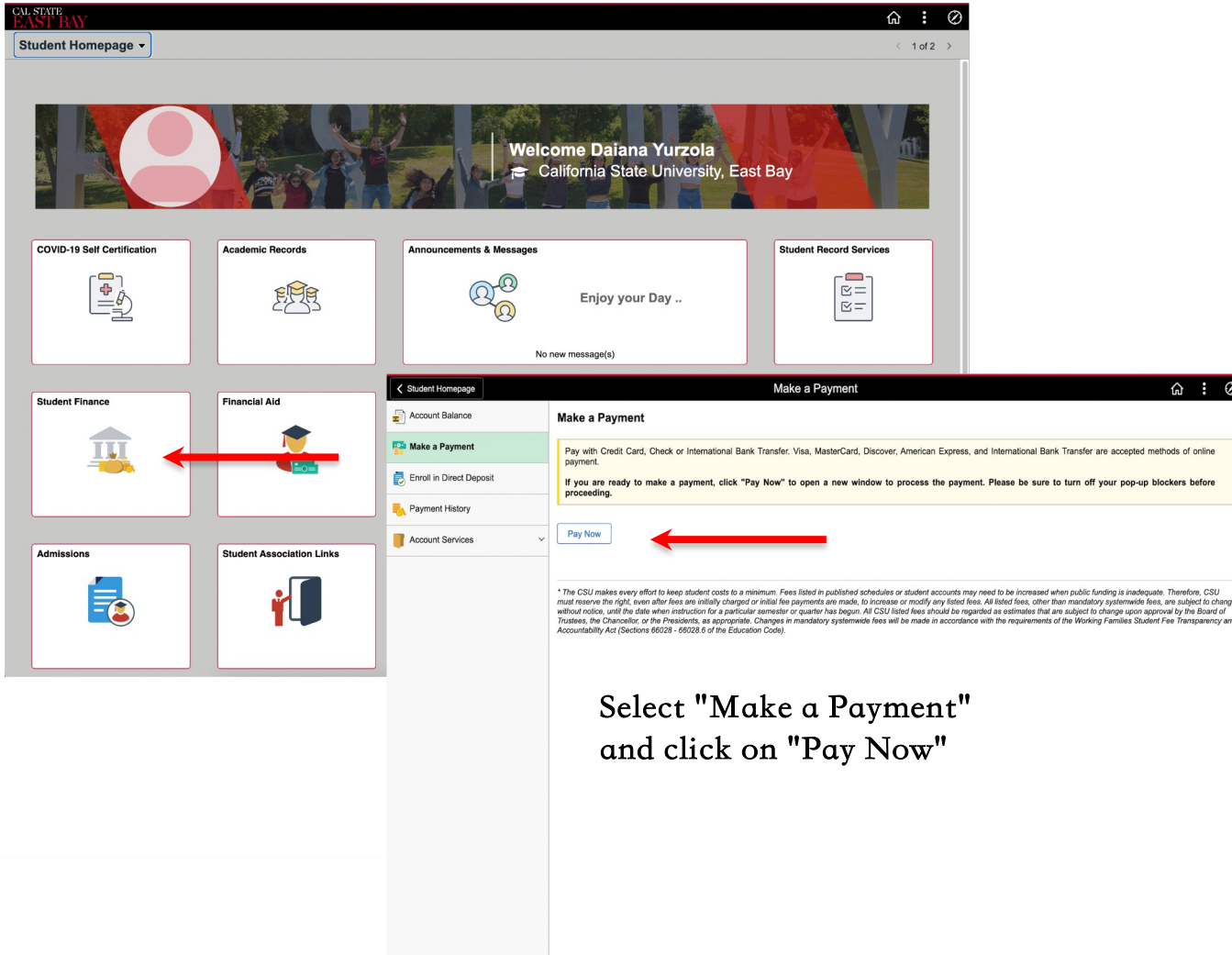
This Photo by Unknown Author is licensed under [CC BY-SA](#)



This Photo by Unknown Author is licensed under [CC BY-NC-ND](#)

How to Pay

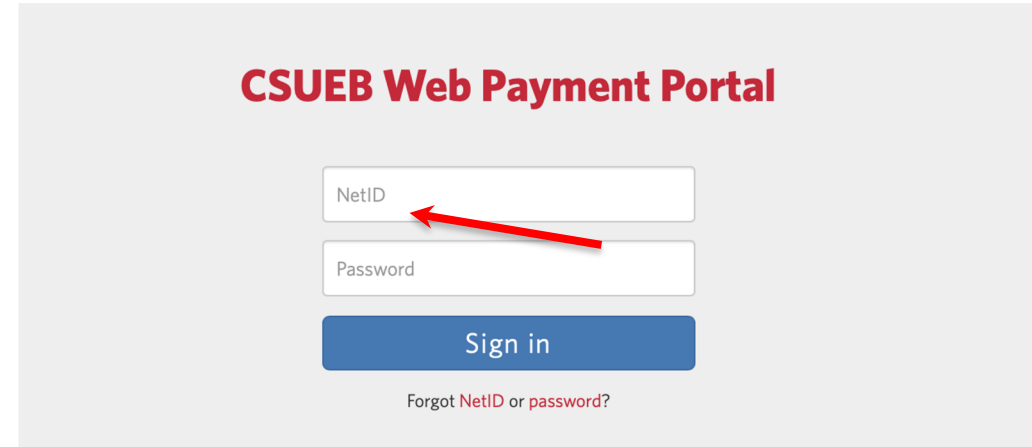
1. Login MyCSUEB and select Student Finance



The screenshot shows the MyCSUEB Student Homepage. The user is logged in as Daiana Yurzola. The 'Student Finance' tile is highlighted with a red arrow. In the 'Make a Payment' sidebar, the 'Make a Payment' option is selected, and the 'Pay Now' button is highlighted with a red arrow.

Select "Make a Payment" and click on "Pay Now"

2. Enter NetID & password to access web payment portal and then select how you would like to pay



The screenshot shows the CSUEB Web Payment Portal login screen. It features a 'NetID' input field, a 'Password' input field, and a 'Sign in' button. A red arrow points to the 'NetID' field. Below the sign-in button is a link for 'Forgot NetID or password?'.

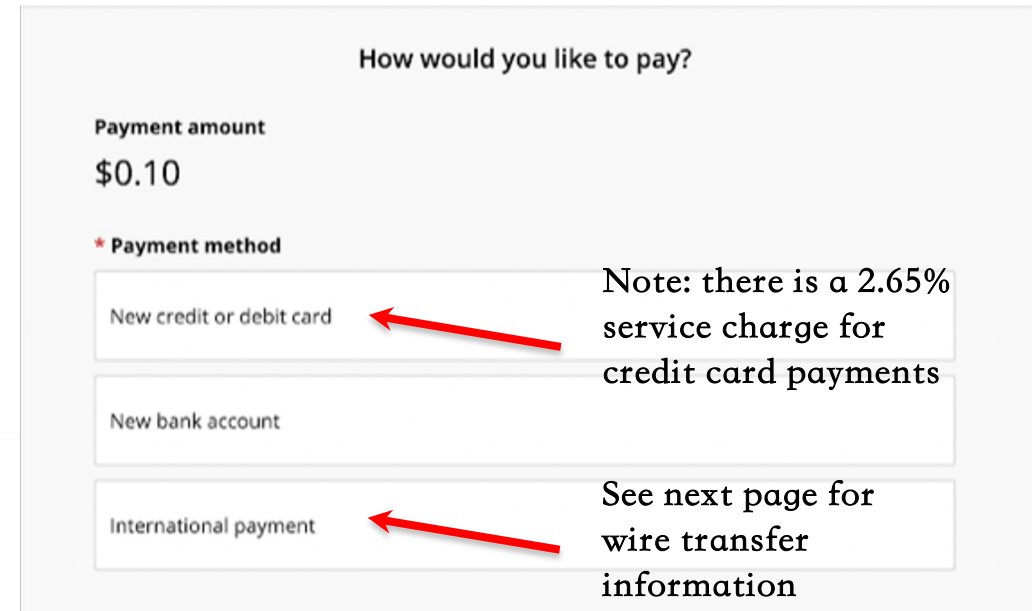
CSUEB Web Payment Portal

NetID

Password

Sign in

Forgot NetID or password?



The screenshot shows the payment method selection screen. It displays the payment amount as \$0.10 and lists three payment methods: 'New credit or debit card', 'New bank account', and 'International payment'. Red arrows point to the 'New credit or debit card' and 'International payment' options. A note indicates a 2.65% service charge for credit card payments, and a reference to the next page is provided for wire transfer information.

How would you like to pay?

Payment amount
\$0.10

* Payment method

New credit or debit card

New bank account

International payment

Note: there is a 2.65% service charge for credit card payments

See next page for wire transfer information

How to Pay by Wire Transfer

Cal State East Bay has partnered with [Convera](#) to streamline the tuition payment process using [CASHNet SmartPay](#) for our international students.



convera

Pay your student fees easily with Convera

1 Go to:
<https://wapps1.csueastbay.edu/web-payment/>

2 Enter details

- Choose the country you're paying from and enter the details about your payment
- Choose your preferred payment method
- Enter student details and confirm who is making the payment

3 Make payment

Complete your payment transaction:

- **Bank Transfer:** receive payment instructions for online banking or paying direct through your bank
- **In person:** receive payment instructions for an in-person transfer
- **Online:** select from a variety of providers

支付宝 ALIPAY 银联电子支付 CHINAPAY WeChat Pay Trustly SOFORT POLI VISA Mastercard JCB UnionPay 银联 DEBIT

Please note that some payment options may not be available through your institution's platform.

4 Track it

Track your payment status by email and SMS (data rates may apply)

Using the [Convera](#) payment platform you are able to:

- Pay in your home currency or the currency of your choice.
- Receive competitive exchange rates saving a significant amount of money, as compared to traditional banks.
- Note: Payments via the Convera platform take an average of 3-7 business days to complete. Plan ahead to meet payment deadlines!

See our video [How to Pay Fees by Wire Transfer](#) for a step-by-step overview of the wire payment process.



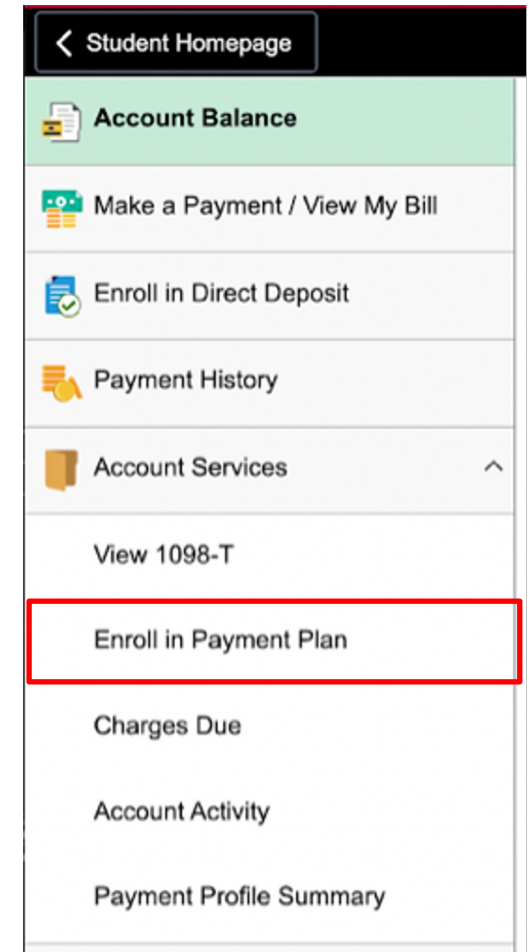
Tuition Refunds

<https://www.csueastbay.edu/student-financial-services>

- Refunds will automatically be credited to your University account. If you do not wish the refund to remain in your University account, you may apply for a refund by completing the Refund Request Form on website above.
- All payments made by cash, check, money order, or cashier's check will be refunded by check. *Checks can only be mailed to U.S. addresses.* Payments made by credit card will be refunded back to your credit card. ***Refunds can not be made by wire transfer.***
- All refunds are subject to a \$10 refund processing fee.
- Students who drop all classes or cancel Enrollment in MyCSUEB before the beginning of the semester, will be entitled to 100% refund of all mandatory Tuition fees paid, and foreign/non-resident fees.
- Students who drop ALL units in MyCSUEB or are dropped for non-payment will be charged a prorated amount of mandatory tuition fees (and non-resident fees) for each day they are enrolled, beginning with the first day of the semester, until the date when all classes were dropped.
- Refunds will be processed at the end of the add/drop period and will be processed in 7-10 business days.

How to Sign Up and Pay in Installments

- To sign up for fee installment plan, find the "Enroll in Payment Plan" option inside your **MyCSUEB** under My Finances or under Student Center.
- Be sure to make your first payment by the fee payment due date.
- See the complete fees, agreement details and payment due dates inside Student Center.
- There is a non-refundable \$30 service fee for enrolling in payment plan.
- Instructions are available at: www.csueastbay.edu/student-financial-services/files/docs/how-to-enroll-in-the-installment-payment-plan.pdf



Installment Payment Plans



- The tuition and campus fees are split into **three (3) installments**.
- **Installments are not equal**- some fees must be paid in the first payment.
- When registering for a payment plan, be sure to **select the correct enrollment category** for your academic program:
 - **Matriculated student**- All undergraduate students; All graduate students except those listed below
 - **Special Session student**- M.S. Accountancy, M.B.A. for Global Innovators, One-Year M.B.A., M.S. Health Care Administration, Pre-Professional Health Academic Program (PHAP)
- See website for more details on the [installment plan for Spring 2024](#) :

Enroll by date	Installment payments are due by the following dates
enroll in classes before January 9, 2024	January 9, 2024- 1st installment due February 9, 2024- 2nd installment due March 9, 2024 - 3rd installment due

** A \$20.00 late fee will be assessed per each late installment payment.*

Undergraduate Orientation Information

After accepting your offer of admission, you can register for **Orientation**. Watch your horizon email for more information.

Undergraduate Orientations provided by CSUEB Student Life and Leadership Programs

- **See Undergraduate Pre-Orientation website:**
www.csueastbay.edu/orientation/pre-orientation/index.html
- **Transfer student orientation**
 - In-Person: Friday, December 8 or
 - Online: available from December 13

International Student Orientation

- **CIE will host an Orientation / Immigration Session** for all international students on January 12 (Check horizon email or CIE website for details)



Graduate Orientation and Advising

- **CIE will host an Orientation / Immigration Session** January 12 (Check horizon email or CIE website for details)
- The **Office of Graduate Studies** held a **Virtual Graduate Student Orientation** via zoom on December 16, 2023. If you missed it, you can view an archived video orientation online here: <https://www.csueastbay.edu/graduate-studies/admitted-grad-students.html>
- Your **Academic Department** may also offer a program-specific orientation. Check your horizon email or contact your academic department or your program's graduate coordinator for more information.

Not sure who your graduate advisor is?

See the Graduate Program Directory for Faculty Coordinators in Each Department:

www.csueastbay.edu/graduate-studies/graduate-program-directory.html

Immunization Requirements

California State University, East Bay updated [vaccine requirements and recommendations](#) effective for students starting in Fall 2023.

Required: Hepatitis B Vaccine, if age 18 years or younger

Recommended immunizations and screening:

- Measles/Mumps/Rubella (MMR)
- Varicella (Chickenpox)
- Tetanus, Diphtheria and Pertussis (Tdap)
- **Meningococcal conjugate**, if age 21 years or younger;
required if staying in on-campus housing

Recommended Tuberculosis risk questionnaire.
Incoming students at higher risk for TB infection (including students from Africa, Asia, Eastern Europe, Middle East and South & Central America) should undergo **skin or blood testing for TB infection within 1 year of CSU entry.**

Once you have accepted your offer of admission, ***students under the age of 19*** will receive an email invitation to your Horizon email account from [COMPLIO](#) which is an online platform where you must upload your immunization records if you are required to submit immunizations. Contact complio@americandatabank.com for any questions.

Deadline to submit proof of immunizations: March 1 (*if you do not meet this deadline you will have a registration hold for fall classes; if you are unable to get the required immunizations or tests in your home country, you may get them at Student Health and Counseling, but this is not covered by the student health insurance*)

Check in with CIE

Upon Arrival at Cal State East Bay all new international students should check-in (online) immediately with the Center for International Education (CIE) by submitting the following documents via the Google Form on CIE website.

- [New Student Information Form](#) --this must include a valid USA address
- Passport- copy of your bio page in your passport
- I-94 (<http://www.cbp.gov/i94>)
 - I-94 Record page &
 - I-94 Travel History page

NOTE: You must use your Horizon email to access the google form.

NOTE: If you are transferring from another school in the U.S. (from high school, community college, university/undergraduate or graduate) as an F-1 student, you must complete the transfer of your immigration status to Cal State East Bay within 15 days of the beginning of the semester.



Arrival Checklist- Intro to the Bay Card

BayCard = student ID/library card

www.csueastbay.edu/baycard/

- The BayCard connects you to campus – granting you access to the campus shuttle & many buildings (including on-campus apartments and residence hall buildings), equipment check-out, student services and more!
- Add Bay Bucks to your card to use it for purchases on campus: Pioneer Bookstore, ASI Business Center, Printers/Copy machines, All Dining outlets, Vending Machines, Student Health Center, Library
- Get student discounts at some local shops and restaurants when you show your BayCard. See: <https://www.csueastbay.edu/asi/asi-services/discounts.html>



Arrival Checklist- Activate Digital BayCard/Request Physical BayCard

- For students living on-campus please visit the Student Housing Office to get your BayCard.
- For all other students, see the website to upload an approved photo and then **Activate Digital Bay Card** and/or **Submit a Bay Card Request Form** to request a physical BayCard (for pickup on campus):

www.csueastbay.edu/baycard/getting-your-bay-card.html

Please Note: To use the printers around campus you will need a physical Bay Card. You are not able to print using the Digital Bay Card at this time.



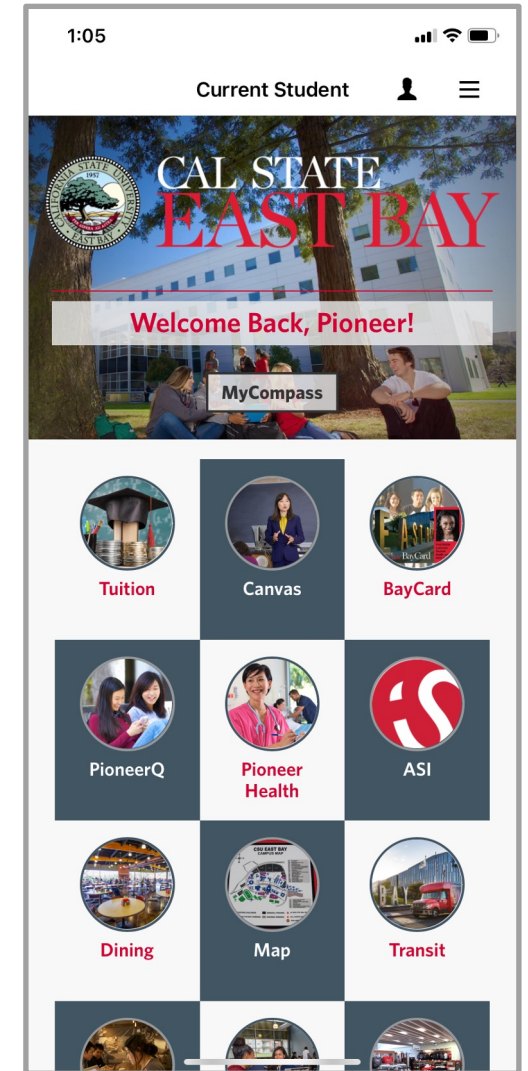
Watch video for overview of how to use the Bay Card and add Bay Bucks:
<https://youtu.be/W4DHdgaW2mo>

Checklist to do on Arrival/Before Classes Start

- Use your NetID to **connect to online resources for students:**
 - **BaySync** (campus-wide system to connect with clubs and be informed about activities on campus)
 - **Canvas** (learning management system for class materials and communications from professors)
 - **MyCompass Student Portal** a virtual "one stop shop" for matriculated students which allows you to effortlessly track your progress, schedule appointments, and transact university business. It integrates student systems, such as MyCSUEB, Canvas and BayAdvisor (appointment scheduling system) all in one place.



- Download **CSU East Bay Mobile app** (available on Google and Apple)



Checklist to do on Arrival/Before Classes Start

- Visit **Pioneer Bookstore**
(purchase/rent books; student discounts on Apple products)

See our *How To* video on [How to Buy, Rent, or Borrow Textbooks](#)



- Visit **Library Learning Commons in the CORE building** (to borrow books, loaner laptop, hotspot)

See our *How To* video on [How to Borrow University Laptops and other Technology from the Library](#)

Checklist to do on Arrival- Consider Transport Options

- Check [CSUEB shuttle bus schedule](#)



- [Purchase parking permit if needed](#)

Are you a student driving to campus?
Order your parking permit today

WWW.MYCAMPUSPERMIT.COM

Get your permit early and be prepared!



Parking & Alternative Transportation Services

Note: CSUEB Parking and Alternative Transportation Office also has information about carpools, public transit, zip-car (car-sharing) on their [website](#). **See How To Videos on Parking and Commuting to Campus in our video gallery- www.csueastbay.edu/cie/videogallery**

Internships and Working in the USA

ON-Campus Employment- *eligible immediately after start of term*

- No more than 20 hours per week
- Graduate assistantships available in some departments but incoming students may not be eligible
- Open positions posted on 1) CSUEB Online Job Board Handshake (download app or access via [AAACE webpage](#)) or 2) [BaySync](#)
- Follow our social media where we share job openings in various departments on campus (@csueb_international on IG)

OFF-campus employment- *eligible after 9 months of study in the U.S.*

- Curricular Practical Training (CPT)- internship for academic credit
- Optional Practical Training (OPT)- usually done after completion of degree; see CIE website for OPT application workshops

*Watch our Career Development video for CSUEB international students: <https://youtu.be/nllq4TT9vc0>

JOBS
ON CAMPUS



Summary of Resources for International Students

Resource	What they provide	website
AACE	Academic and Career Counseling	csueastbay.edu/AACE
Accessibility Services	Academic accommodations to qualified individuals with disabilities.	csueastbay.edu/accessibility
Associate Students, Inc. (ASI)	Student Government + events for the student body	csueastbay.edu/asi
Center for International Education (CIE)	Immigration and Study Abroad Advising	csueastbay.edu/CIE
Diversity and Inclusion Student Center (DISC)	Opportunities for leadership development, community engagement, and co-curricular programming on various topics of diversity and inclusion.	csueastbay.edu/diversity-inclusion
Recreation and Wellness Center (RAW)	Fitness facilities and recreation programs including intramural sports, group exercise, and personal training	csueastbay.edu/raw
Student Health and Counseling Services (SHCS)	Fully accredited outpatient clinic offering basic medical care for most illnesses and injuries and various elective services. Also offers individual, couples, group and crisis counseling.	csueastbay.edu/shcs
Student Life and Leadership Programs	Opportunities for student learning via Student Clubs, Service/Volunteer Opportunities, Annual Student Leadership Conference	csueastbay.edu/studentlife

Academic Support for CSUEB Students

Resource	What they provide	website
Center for Student Research (CSR)	Facilitates your engagement in faculty-mentored outside-of-the-classroom work on a research or creative activity project related to your academic discipline; scholarships available for some projects	csueastbay.edu/CSR
Student Center for Academic Achievement (SCAA)	FREE tutoring for math, statistics, writing, science, and other student learning services and programs (also employs students)	csueastbay.edu/scaa
STEM Lab (in College of Science)	Community learning space with loaner technology and academic support for students in specific STEM (also employs undergraduate students)	www.csueastbay.edu/stemlab
University Honor's Program (UHP)	Opportunity for academic challenge through the completion of specialized courses, seminars and projects under the direction of faculty mentors (for undergraduate students with minimum 3.6 GPA)	www.csueastbay.edu/uhp
Institute for STEM Education	The institute's Career Awareness and Preparation (CAP) Program connects CSUEB students with industry professionals via internship opportunities, company tours, & development of professional skills	www.csueastbay.edu/stem/institute/

Academic Calendar

CSUEB is on a semester calendar:

- **Spring semester classes start:** January 16, 2024
- **Spring break:** April 2-5, 2024
- **Last day of Spring classes:** May 4, 2024
- **Spring exams:** May 6-11, 2024

- **Summer Session 2024 (optional):** May 28-July 27, 2024

- **Fall semester classes start:** August 26, 2024
- **Thanksgiving/Fall break:** November 25-29, 2024
- **Last day of Fall classes:** December 13, 2024
- **Fall exams:** December 16-21, 2024



Dates subject to change. See online [catalog](#) for link to full Academic Calendar.



a friendly reminder:

check your horizon
email regularly



This e-mail account is where important University communication will be sent about your academic status, classes, fees, and more. In addition, this is the e-mail address professors will use to communicate with you.

CAL STATE
EAST BAY
INTERNATIONAL PROGRAMS



Helpful Links

- ❖ [MYCSUEB](#)
- ❖ [Document submission guidelines](#)
- ❖ [Admitted student checklist](#)
- ❖ [Video gallery](#)- check out our “How To” Series!
- ❖ [How to determine the amount you owe](#)
- ❖ [How to sign up for an installment plan](#)
- ❖ [How pay fees by wire transfer](#)
- ❖ [Important Dates for Spring Semester 2024](#)
- ❖ [New Admitted International Student FAQ](#)

Spring 2024 Important Dates:

- ★ 11/20 Open enrollment begins
- ★ **1/8 - 1/11 Registration Closed for Fee Processing**
- ★ **1/9 Fee payment deadline**
- ★ 1/12-Open enrollment resumes
- ★ 1/16 Classes start
- ★ 1/16-1/22 Add/Drop period (w/late add fee)



Contacts

- CIE Office: 1 (510) 885-2880
- Emergency: 911
- DEPARTMENT WEBSITES:



Search contact information for Grad Academic Departments at
www.csueastbay.edu/aps/graduate-studies/graduate-program-directory.html

Check your Horizon e-mail and Follow us on Social Media!


www.facebook.com/csuebcie

www.instagram.com/csueb_international

WeChat: qq503421502

WhatsApp Business Account: +1 (510) 200-8342





Q&A



Kelly Pan
International Recruitment &
Marketing Manager
kelly.pan@csueastbay.edu



Laura Perry
International Partnerships Coordinator
laura.perry@csueastbay.edu

Type Questions in Q&A box

Follow-on questions?

Contact us for support anytime

WE LOOK FORWARD TO WELCOMING YOU ALL!

