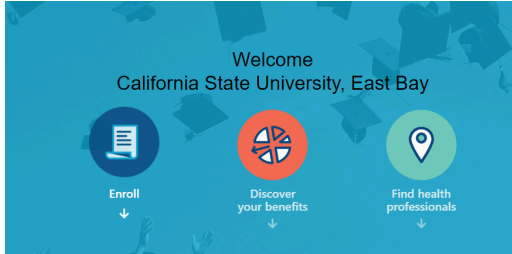



Global Academy: How to Purchase CSUEB Mandatory Health Insurance

STEP 1

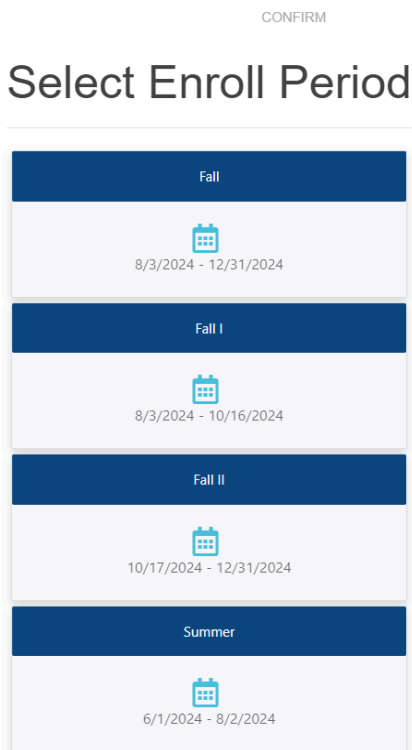
- ✓ Go to: <https://www.studentinsurance.com/Client/2204>
- ✓ Click on **ENROLL** icon



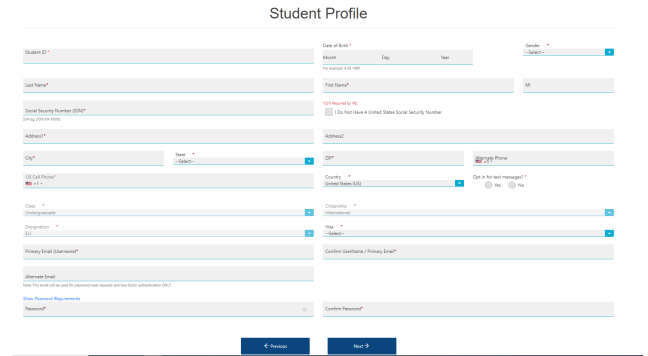
STEP 2 On the Enroll screen, select: Enroll Global Academy Students



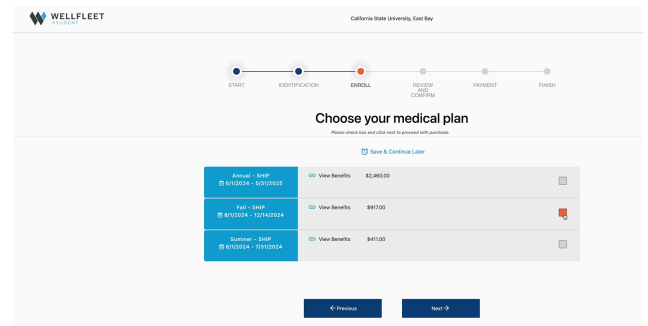
STEP 3 Select the right enrollment period.



STEP 4 Complete all information on the Student Profile page. Be sure to use the correct horizon email address and Net ID. Incorrect information will cause a delay in your hold being moved!



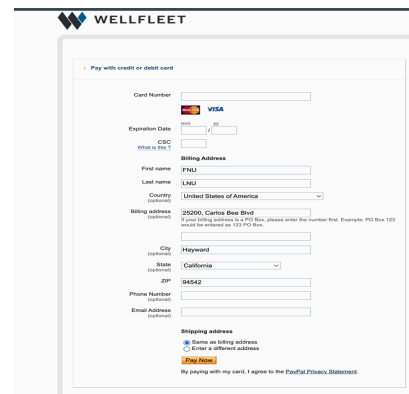
STEP 5 Choose your right medical plan:



STEP 6 Select 'NO' for the spouse and children information (if you do not have dependents) and then click next.

STEP 7 Review your Information and select 'Agree' then click next.

STEP 8 Proceed with the payment.



Your insurance hold will be automatically removed and you will receive an email confirmation within 1-2 days.

Any Questions? Contact:
csuebhealthinsurance@csueastbay.edu