

CSUEB International Transfer Applicant Workshop

May 12, 2026



Your hosts today



Laura Perry
International Partnerships
Coordinator
laura.perry@csueastbay.edu



Thomas Torres-Gil
Director
International Programs
thomas.torresgil@csueastbay.edu



Janice Lee
International Admissions
Counselor
janice.lee@csueastbay.edu

Agenda

- Application Deadlines
- Tuition & Fees
- Transfer Admission Checklist and Process
- Cal State Apply Tips
- What to expect after submitting your online application
- Document Submission
- Checking your Application Status
- I-20 & Admission Letter
- Scholarships
- Helpful Links & Reminders
- Q & A



Application Deadlines

	Fall 2026 (term begins August 18, 2026)	Spring 2027 (term begins January 19, 2027)
Application Filing Period	Oct 1, 2025 - May 31, 2026 (Note: BSN has earlier deadlines. Please refer to the department website)	July 1, 2026 - October 1, 2026 (Note: BSN has earlier deadlines. Please refer to the department website)
Unofficial Document Deadline	June 15, 2026	October 15, 2025
Official Document Deadline	Before enrollment	Before enrollment

International Tuition & Fees

per academic year (2 semesters)
as of Fall 2026

Undergraduate Tuition (Based on 12 units/ semester*)	\$19,923
Living expenses	\$21,549
Student Health Insurance	\$1,500
TOTAL I-20 amount	\$42,342

**Additional non-resident tuition @ \$471/unit is charged above 12 units.*

- ❖ Tuition & Fees are subject to change.
- ❖ Payment plans are available.

Undergraduate Admission Requirements

	FIRST TIME FRESHMAN	UPPER DIV. TRANSFER	
English Proficiency	<ul style="list-style-type: none"> • TOEFL 61 • IELTS 6.0 • DET 95 • PTE 44 • MET 51 • AP English 3 • ACT English 22 	<ul style="list-style-type: none"> • SAT Verbal 550 • IB English 6 standard level/5 higher level • CBSE Year 12 English Exam A2 - 84 • DAAD Language Test certificate with "C" in every section (level B2) 	<p>completion of 60-semester transferrable units from US college including "Golden Four" GE classes:</p>
Minimum GPA	3.0	2.0	

***LOWER DIVISION TRANSFER (less than 60 semester transferable units)**

Students must submit proof of English proficiency and both secondary school transcripts (with min. 3.0 GPA) and all college/university transcripts (with min. 2.0 GPA).

The “Golden Four” General Education Classes

Applicants from a U.S. college must have a grade of C or better in each of the following courses that meet the General Education requirements at Cal State East Bay:

- **English Composition:** a freshman English composition course (1A/A2 at California community colleges)
- **Critical Thinking:** a logic or argumentation/debate course (1B/A3 at California community colleges)
- **Oral Communication:** a public speaking course (1C/A1 at California community colleges)
- **Math / Quantitative Reasoning:** a math course with intermediate algebra as a prerequisite (2/B4 at California community colleges).

TO BE CONSIDERED FOR ADMISSION AS AN UPPER DIVISION STUDENT, YOU MUST MEET THE ABOVE REQUIREMENTS NO LATER THAN THE END OF THE PRIOR SPRING TERM FOR FALL ADMISSION AND BY THE END OF THE PREVIOUS FALL TERM FOR SPRING ADMISSION

To determine if your courses will transfer and/or satisfy the above requirements, you can use the following resources:

- **California Community College Courses:** [ASSIST](#).
- **Private or out-of-state colleges:** [TES](#).

Undergraduate Admission Process

1 File an application at [Cal State Apply](https://calstateapply.com)

- Pay \$70 application fee
- Upon receipt of the application, CSUEB will send an email to the student with the NetID (ab1234).
- Please allow up to 2 business days for a completed Cal State Apply application to be reflected in CSUEB's system.



2 Submit official transcripts

- required from *all* US institutions attended
- submit “in-progress” transcripts if currently enrolled
- follow submission instructions on IAO website

and/or Upload Unofficial Documents from institutions **outside the US** via link sent by International Admission Office. (Link is sent by email from iao@csueastbay.edu.) Please do not send documents by email.

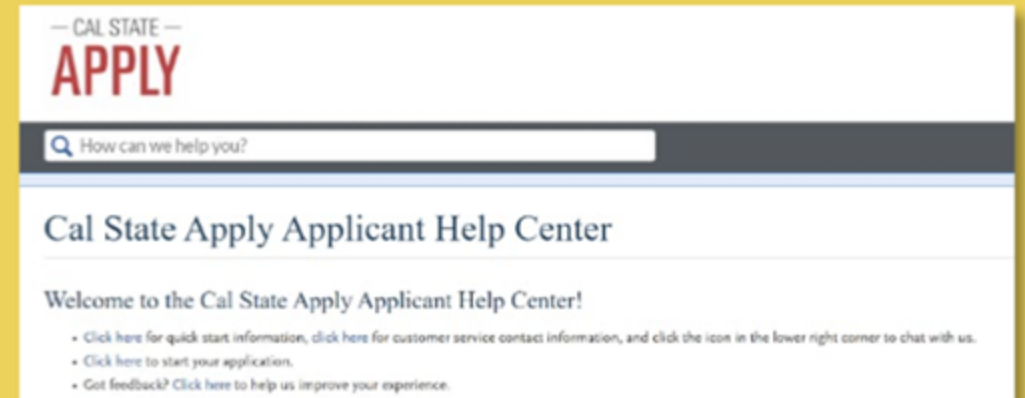
Cal State Apply Tips

CAL STATE **APPLY**

- Don't wait! Avoid unnecessary stress of waiting until the deadline to apply. In most cases, the sooner you complete your application, the sooner you will get a decision.
- Refer to the [International Application Guide](#) or Applicant Help Center if need assistance with the online application. You will find their contact information and Live Chat options on the Help Center website. Live Chat is the fastest way to receive assistance.

About the Applicant Help Center

Use this guide as a supplement to the instructions provided in the [Applicant Help Center](#). To access the Applicant Help Center, click on your name in the upper-right hand corner of the Cal State Apply application.



Website: calstate.edu/apply

CAL STATE **APPLY**

Welcome to The California State University

Thank you for your interest in The California State University. You can apply for the 2026-2027 cycle here, including Fall 2026, Winter 2027, Spring 2027, and Summer 2027. [Click here to apply to the 2025-2026 cycle.](#)

To determine the exact deadline for your desired program, visit the [Application Dates & Deadlines](#) page.

Refer to the [Applicant Help Center](#) for additional information, including [browser requirements](#). Here, you can chat with us for live support.

Background Image: Courtyard of CSU Monterey Bay

Sign in with your username and password below. First time here? Select Create an Account to get started.

Sign In

Create an Account

[Forgot your username or password?](#)

[Reapplying to The California State University?](#)

If you do not have a Cal State Apply account, click here to create one.

If you have applied to any CSU in the past, you should log back into your existing account; do not create a new/ separate account!

If you have forgotten your username and password, click the link at the bottom

Creating an Account

- Enter your full name (as it appears on your passport) in the profile section:

- If you do not have a first or given name, enter FNU (first name unknown)
- If you do not have a last name or family name, enter LNU (last name unknown)

— CAL STATE —
APPLY

Create an Account

The information below will be provided to the admissions offices at the programs to which you apply. Please provide complete and accurate information. Within the application, you will be able to specify additional addresses and alternate name details.

* Indicates required field

Your Name

Title

* First or Given Name

Middle Name

* Last or Family Name

Suffix (Jr., Sr., III, etc.)

Display Name

Creating an Account

Be sure to

- use a current email address
- enter it accurately in Cal State Apply
- and check it regularly after submitting your application

This email address will be used to follow up with you on your application.

The information below will be provided to the admissions offices at the programs to which you apply. Please provide complete and accurate information. Within the application, you will be able to specify additional addresses and alternate name details.

* Indicates required field

Your Name

Title

* First or Given Name

Middle Name

* Last or Family Name

Suffix (Jr., Sr., III, etc.)

Display Name

Personal email

Contact Information

* Email Address Home

* Confirm Email Address

* Preferred Phone Number Mobile

Alternate Phone Number Mobile

Text and Phone Authorization

I agree to the Terms of Service and to receive calls and/or texts at any phone number I have provided or may provide in the future, including any wireless number, from any entity associated with my application process, including but not limited to my designated schools and programs, the Liaison International support team, the association or institution for this Centralized Application Service.

Username and Password

Your username must be at least 6 characters. Your password must be a minimum of 8 characters and contain at least one lower and upper case letter, one number, and a special character.

* Username

* Password

Your password must meet these minimal requirements:
 Minimum of 8 Characters ✓
 1 lowercase letter ✓
 1 uppercase letter ✓
 1 number ✓
 1 special character ✓

* Confirm Password

Terms and Conditions

Terms of Use

These Terms of Use constitute an agreement ("Agreement") between you and Liaison International, Inc. (the "Company"), the owner of the website located at www.liaison-intl.com (the "Site"). Your use of the Site and/or the services provided on the Site (the "Services") constitutes your agreement, without limitation or qualification, to be bound by and to comply with the Terms of Use.

* I agree to these terms

European Union Data Protection

* Are you currently located in a European Union country, Iceland, Lichtenstein, Norway, or Switzerland?

Yes No

Create my account

Cal State Apply Tips

- Have copies of your transcripts and test scores available to enter accurate information
- Double check your work while entering information
- Save your progress as you go
- Do not rush, take your time

Completing your Extended Profile

Be sure to answer questions on the Extended Profile correctly. The application is dynamic, meaning that answers you provide on the Extended Profile determine what question blocks (tiles) appear for the remainder of the application and what programs (majors) are available for you to choose. Come back to your questions on the Extended Profile any time if you need to make corrections by clicking your name on the top right-hand corner.



Extended Profile – Educational Goal

Select First Bachelor's Degree and then choose option 2 or 3 for your educational status:

- Option 2 if you are enrolled in an Associate Degree for Transfer (ADT) program in a California Community College
- Option 3 if you are attending a community college (to transfer credits without obtaining an associate degree) or any other university (**most international students**)

1. Educational Goal

* What degree, credential, program or certificate are you applying for?

- First Bachelor's Degree (Seeking your first bachelor's degree and have not earned a prior bachelor's degree)
- Second Bachelor's Degree and Beyond (e.g. Master's, Teaching Credential, Certificate, Doctoral)
- Dual Enrollment (I am a current high school student who is interested in taking college-level courses at a CSU campus before high school graduation)

* Which of the following best describes your current educational status?

- Graduating High School Senior or equivalent (with or without college coursework prior to High School graduation)
- Transferring from a California Community College and earned or planning to earn an Associate Degree for Transfer (AA-T/ AS-T)
- Have attended or am currently attending a community college, technical college, CSU, or other four-year institution. Community college attendance includes those transferring with or without an associate degree (AA/AS) that is not part of the Associate Degree for Transfer program (AA-T/AS-T.)

Extended Profile- Education Goal

The application is dynamic and will prompt you differently depending on your answers

ADT

* Which of the following best describes your current educational status?

- Graduating High School Senior or equivalent (with or without college coursework prior to High School graduation)
- Transferring with an Associate Degree for Transfer (AA-T/ AS-T) awarded by a California Community College
- Transferring from a community college or four-year institution

Enter up to two ADT colleges and programs

* California Community College

* ADT Program

* Do you have or will you receive a second ADT from your community college?

- Yes
- No

Non-ADT

* Which of the following best describes your current educational status?

- Graduating High School Senior or equivalent (with or without college coursework prior to High School graduation)
- Transferring with an Associate Degree for Transfer (AA-T/ AS-T) awarded by a California Community College
- Transferring from a community college or four-year institution

* By the time you enroll at the CSU campus you are applying to, how many college credits will you have earned?

Note that if your courses are based on quarter credits, click [here](#) to convert your total credit hours to semester hours.

- 0 - 59 semester credits
- 60+ semester credits

- Select the number of college credits you plan to transfer (How many units will you be completing before entering CSUEB, including in-progress coursework)
- This will determine if you are classified as upper division or lower division transfer.

Cal State Apply Tips

CAL STATE **APPLY**

- Be sure to select F-1 visa status if you plan to request a student visa- if you fail to do this, we will not know that you need an I-20
- Non-F1/J1 students are processed by the Office of Admission and are subject to different deadlines and may be subject to different admission requirements
- If your immigration status may be changing, please reach out to iao@csueastbay.edu for guidance

Residency – F1 and J1 Visa

If you have or will require an F1 Visa (student) or J1 Visa (exchange) to study at the CSU, select Yes

4. Residency

* Do you have or will you require an F1 Visa (student) or J1 Visa (exchange) to study at the California State University (CSU)?

Yes

No

EXAMPLE

Select the Programs

[← Back to Extended Profile](#)

Add Programs

You must select at least one program to begin your application. Use the search filters below to locate programs by **Campus Name**, **Start Term**, **Delivery** and **Source**. When using the Search field, results are limited to matching on program name or organization (i.e. Fullerton Undergraduate). You may add additional programs from the Add Program tab at any time before the submission deadline.

Due to CSU enrollment pressures, campuses may offer very limited Lower Division and Second Baccalaureate programs. Please click [here](#) for campus specific program Dates & Deadlines.

Application fees for some undergraduate programs may be waived based on eligibility. Once you have completed your application in full, please click on the Submit Applications tab to review your fee waiver status. For more information on application fee waiver eligibility, please click [here](#).

Programs with a Source of Extended Education are offered by Extended and Continuing Education on each campus. Programs offered through Extended Education are not eligible for automatic application fee waivers and may have different tuition and fee structures.

[^ Show Less](#)

[Find Program](#) | [View Selected Programs](#)

Search for a Program or Organization [Filters](#) Enter Invitation Code

Showing results for: Spring Future Programs Face to Face [Reset Search](#)

Add	Program Name	Campus Name	Degree Type	Start Term	Academic Year	Location	Deadline
BAKERSFIELD UNDERGRADUATE							
<input type="checkbox"/>	Nursing - Pre Health	CSU Bakersfield	BS	Spring		Main Campus	07/29/2022
CAL POLY UNDERGRADUATE							
<input type="checkbox"/>	Aerospace Engineering	Cal Poly San Luis Obispo	BS	Spring	2023	Main Campus	07/30/2022

[Continue](#)

**Use Filter to
select Cal State
East Bay
campus**

Cal State Apply Tips

CAL STATE **APPLY**

The four parts (quadrants) of your application

Click the My Application tab to complete the rest of your application. You must complete all sections for a quadrant to show as complete. All quadrants must be complete to submit your application.



This shows your progress towards completing all the required information for this quadrant.



***Don't skip the Program Materials section.** Even if it appears complete, be sure to click and read the Program Materials quadrant as there is usually important information about the program(s) you are applying to in this section.

You can copy application data from a previous application or account. We recommend copying data from your Transfer Planner account as it may include updated coursework, followed programs, and your Transfer Success Pathway agreement, if you have one.



I already have a Transfer Planner Account

Use my existing Transfer Planner account to prefill this application.

CONTINUE

Don't Copy, Start a New Application



Already have Transfer Planner

I already have a Transfer Planner account, use my account to prefill this application.

Be sure to sign out of your existing Transfer Planner account if you're logged in using the same browser.

Prefill my application from my Transfer Planner account

CONTINUE

Review Your Program Selections

[← Add More Programs](#)

Review Your Program Selections

Below are the programs you have selected. If you are ready to start your application, click the Continue To My Application button below. Missing a Program? Click Add More Programs. You can add more programs at anytime.

APPLICATIONS READY FOR SUBMISSION

0

TOTAL FEE(S)
\$70.00

[Continue To My Application >](#)

Sort By

Deadline



East Bay Undergraduate

Term: Spring



Environmental Studies

Deadline 08/31/2022

Enter Invitation Code



Academic History



- High Schools Attended
- Academic Information
- Colleges Attended
- High School Coursework
- College Coursework
- Standardized Tests
- A-G Matching

- Upper Division Transfer students only need to enter Colleges attended and College Coursework
- Lower division Students should enter high school attended and may be asked to submit high school coursework
- A-G matching only applied to students who completed high school in the US

- Standardized Tests such as AP, IB, SAT or ACT, are optional but may be submitted here. Lower Division applicants will need to submit an approved English proficiency test.

Colleges Attended

Enter college name & select from drop down

★ What college or university did you attend?

Chabot College

CHABOT COLLEGE
California, United States

[? Can't find your school?](#)

Save

★ What college or university did you attend?

CHABOT COLLEGE

★ Did you obtain or are you planning to obtain a degree from this college or university?

Yes No

★ What type of term system does this college or university use?

Quarter Semester Trimester

★ What was your tuition status (resident or non-resident) at this college or university during the last term you attended?

In-State Tuition Out-of-State Tuition Not applicable

When did you attend this college or university?
Select the first and last semesters that your transcript covers, even if there were breaks between semesters.

★ First Semester

Fall August 2020

★ Last Semester

Semester Month Year

Check if you are still attending this college or university

Save

College Coursework

Report **all** colleges and institutions attended, regardless of:

- Their relevance to the programs you're applying to, and
- Whether the coursework completed there was already transferred to another institution.

Also, report each institution only once, regardless of the number of degrees earned or gaps in the dates of attendance. Visit the [Applicant Help Center](#) for more information.

If you attended or are attending an institution outside the United States/Canada, you may upload an unofficial copy of your transcript. **This is not required, but will help to expedite the processing of your application.** Please submit an English mirror/direct, word-for-word translation with the transcript.


Once you submit your application, you cannot edit previously entered colleges and universities.

 Add a College or University

* What college or university did you attend?

Chabot

CHABOT COLLEGE
California, United States

 Can't find your school?

Save

institution, select **I Am Not Adding Any College Transcripts**. If you have taken courses at another institution, enter the coursework for that institution. If you are applying to an additional campus as a new applicant, you must report all courses completed at all colleges attended.

Review the College Coursework section in the [Applicant Help Center](#) for more information, including details on Repeated Courses, Academic Renewal, and Advanced Placement (AP), CLEP, and International Baccalaureate (IB) tests that satisfy general education requirements.

If a Community College has given you credit for an AP, CLEP or IB test as a course, do not enter the course here. Enter it in the Standardized Tests section. For more details, review the [External Exam Credit information](#).

I Am Not Adding Any College Transcripts

CHABOT COLLEGE

Start

Will not be adding courses from Community College

College Coursework



You opted not to add any college or university transcripts, so there will be no transcripts

You can add college transcripts for colleges any time before submitting the application. Once the application is submitted, you will not be able to add any colleges and transcripts

Add Your Transcripts

College Coursework

* What college or university did you attend?

CHABOT COLLEGE

* Did you obtain or are you planning to obtain a degree from this college or university?

Yes No

* What type of term system does this college or university use?

Quarter Semester Trimester

* What was your tuition status (resident or non-resident) at this college or university during the last term you attended?

In-State Tuition Out-of-State Tuition Not applicable

When did you attend this college or university?

Select the first and last semesters that your transcript covers, even if there were breaks between semesters.

* First Semester

Fall August 2019

* Last Semester

Semester Month Year

Check if you are still attending this college or university

Save

College Coursework

I Am Not Adding Any College Transcripts

CHABOT COLLEGE

Start



Alright, start by adding a semester.

+ Add A Semester

*TERM	*YEAR	*ACADEMIC STATUS	*COMPLETION STATUS
Fall	2019	Freshman	Completed

+ Add A Course + Add A Semester

Cancel Save

College Coursework

*TERM	*YEAR	*ACADEMIC STATUS	*COMPLETION STATUS	*COURSE CODE	*COURSE TITLE	*SUBJECT	*CREDITS	*GRADE	CAS GRADE	TRANSFERABLE
Fall	2019	Freshman	Completed	ENGL1A	Critical Reading	English	3 00	a	A	<input checked="" type="checkbox"/>
				COM	Fundamentals	Communications	3 00	a	A	<input checked="" type="checkbox"/>
				COMM1		Mathematics	3 00	b	B	<input checked="" type="checkbox"/>
				COMM10		Chemistry	5 00	c	C	<input checked="" type="checkbox"/>
				COMM2		Economics	3 00	c	C	<input checked="" type="checkbox"/>
				COMM20						
				COMM29						
				COMM3						
				COMM46						
				COMM48						

[Add A Semester](#)

College Coursework

CHABOT COLLEGE




[Edit](#) [Preview this Transcript](#)

* Have you completed entering your transcript?

Yes No

[Save Your Transcript](#)

 **Congratulations,
College Coursework is complete.**

Your transcript entry has been saved and submitted.

[Continue to Next Section](#)

General Education

General Education

Area A - English Language Communication and Critical Thinking

* A1 Oral Communication

COM - Fundamentals of Speech Communicati... ▼

Opt Out

* A2 Written Communication

ENGL1A - Critical Reading and Composition (A) ▼

Opt Out

* A3 Critical Thinking

ENGL4 - Critical Thinking and Writing About L... ▼

Opt Out

Area B - Scientific Inquiry and Quantitative Reasoning

* B4 Math Concepts/Quantitative Reasoning

MTH31 - College Algebra (B) ▼

Opt Out

Save and Continue

Submitting your application

CAL STATE **APPLY**

You are ready to submit when the four quadrants show complete (green) and when the status on the program (in the Submit Application tab) has also turned green.



Review the Summary Page carefully before submitting

Note any warning symbols and red text that may require you to update or fix something in your application before submitting.

Attention needed

EXAMPLE

Need any changes? [Go to Test Scores](#)

The following test scores are self reported. Please remember to send your official test scores to Cal State Apply to be fully considered.

- You have reported a test date that is in the future. Please remember to return to Test Scores and self-report your scores once received. Also remember to send your official scores to Cal State Apply.
- You have not included your ID. Please go to test scores and include this information.

ACT	Test Taken	ACT Student ID	English	Math	Reading	Science	Writing	Composit
	05/30/2020							


TOEFL	Test Taken	Type	Test Reg ID	Listening	Reading	Speaking	Writing	S & W	Total
	05/03/2020	Internet-based		25	25	23	25		100

Explains where to make updates to your information, if needed

When Your Online Application is Complete

- In general, the Cal State Apply application is complete when:
 - ✓ Your application fee payment was submitted and marked as “complete.”
 - ✓ You received an email confirming it was successfully submitted.

TIP: Make note of the **CAS ID number** from this email as it may be needed if you have questions about receipt of your application.
- The application cannot be edited after submission (except to add standardized test scores)
- If revisions are needed after submission, contact IAO for assistance



After Your Online Application is Complete

Once the online application is complete, applicants are responsible for:

- [monitoring the application status via MyCSUEB;](#) and
- submitting required documentation to the campus.
 - CSUEB's International Admissions Office (IAO) will correspond with you directly via email regarding submission of required documents for international admission.
 - BS Nursing requires additional documents and is subject to earlier deadlines.



Sample NetID email

- After you submit your online application through Cal State Apply, you will receive an email in your personal inbox (the email you used when applying on Cal State Apply) containing your school ID called a **NetID** and instructions for activating your NetID and setting your personal password
- Please refer to this number when contacting us about your application.
- If you do not receive this email, please check your spam folder.
- You will use your NetID to access online services including [MyCSUEB](#), which can be used to monitor your application status, and your Cal State East Bay Horizon email.
- Please keep your NetID and password in a safe place. For assistance or questions about NetID or resetting passwords, please visit the [NetID page](#) online or contact the IT Helpdesk at Support@sfbrn.calstate.edu.

September 28, 2023

Student name
Address line 1
City, State, Country, Zip code

Thank you for applying to California State University, East Bay!

Every applicant is given a personal CSUEB identification number called a NetID.

Your NetID is: ab1234

To activate your NetID visit www.csueastbay.edu/netid. This site is where you will set your password and security questions. After activating your NetID, you will have access to many campus systems including:

MyCSUEB - <http://my.csueastbay.edu>

Check MyCSUEB to see your admission status, personal To Do List of items to submit/complete, and to update your personal information if needed.

Horizon email - <http://horizon.csueastbay.edu>

Check your CSUEB Horizon email account frequently since it is where many campus offices will send you official university correspondence. Horizon email can be forwarded to a personal email account.

If you have questions, contact us at (510) 885-7571 or iao@csueastbay.edu.

Sincerely,

International Admission Office
California State University, East Bay

AAB(7408203)UGRD(UGD)AIN
EMPLID(202061969)ACK(JACK)2245

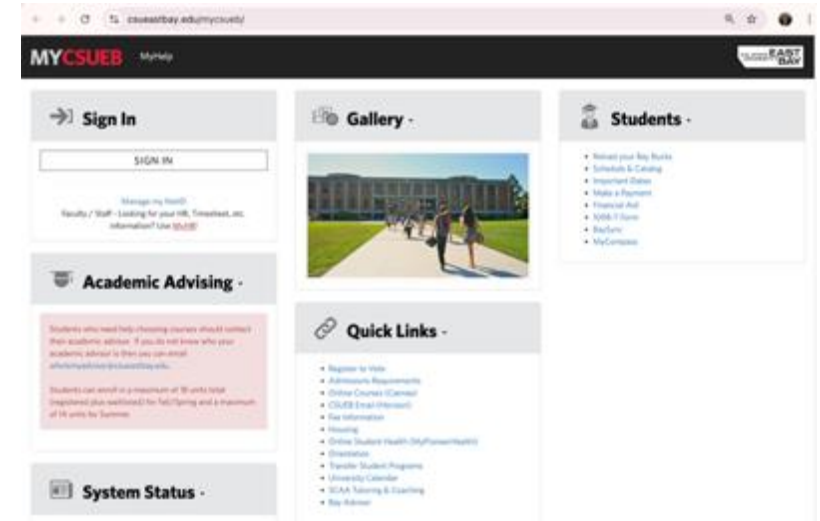
Application Document Submission for Transfer Applicants

- English proficiency will be waived upon receipt of transcript showing 60 semester units (90 quarter units) including Golden Four
- Students must submit transcripts from each college or university attended
- Only official transcripts are accepted from US institutions (request these via [Parchment](#) or [eTranscriptCA](#))
- Unofficial transcripts may be submitted via document collection form only for institutions outside the US



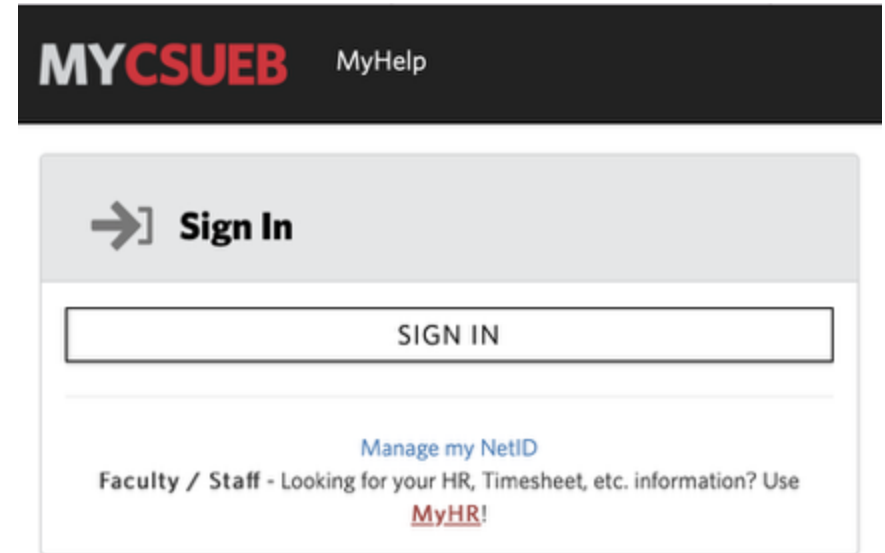
Check your Application Status via MyCSUEB

- Please allow for standard processing times of 2-3 weeks after submission of documents for IAO to update the student's To Do List.
- After you have activated your NetID, you can Login to [MyCSUEB](#) to check your "Application Status" (under the application tab and underneath the heading Admission) and "Personal To Do List." See [How to Monitor Your Application](#) for more details
- Cal State East Bay protects access to sensitive information by using Multi-Factor Authentication, also known as "MFA" or "2FA". We use [Duo Security](#) to provide this additional layer of authentication, which prevents anyone but you from accessing your account, even if they know your password. You will need to set this up before you can access your MyCSUEB.



MyCSUEB Tips

- MyCSUEB is the same place we will check if you ask us what your status is-- it's more efficient for you to check yourself than to ask us.
- NOTE: MyCSUEB is unavailable during the following periods for scheduled maintenance: Every Wednesday night from 7-10 pm Pacific Time
- Firefox is the recommended browser for use with MyCSUEB.



- For assistance or questions about NetID or resetting passwords, please visit the [NetID page](#) online or contact: Support@sfbrn.calstate.edu.

Admission & I-20 Process

1 Admission Decision

Once an application is complete (all documents received):

- Undergrad apps take 1-2 weeks for a decision

2 Upload Financial Documents via Link sent by CSUEB SEVIS/I-20 Team

- Complete online I-20 consent form
- Upload copy of passport and verification of finances (bank statements, scholarship letters)
- Sponsors need to fill out an I-20 Sponsor Endorsement Letter of Consent (I-20 will be held up if sponsor doesn't submit)
- Note: maximum # of sponsors = 3
- Please 1 week for I-20 processing after all financial documents are received and approved

3 I-20 sent

I-20s signed electronically and sent by email with the admission letter.

Sample email to admitted student with online I-20 consent form

- Automatically sent to student's horizon email when student is admitted
- Link is specific to student receiving it.
- When the documents is submitted, the student will receive an auto message saying "Thank You".
- To submit additional documents after initial upload, please email csueb.i20@csueastbay.edu
- Upon review by CSUEB SEVIS team, if there is an issue with documents or anything is outstanding, they will email the student.

Dear student,

Congratulations on your admission to California State University, East Bay.

Our records show that you are planning to attend CSU East Bay as an international student with F-1 non-immigrant status. In order for us to prepare the proper immigration documents, we will need you to respond to the following questionnaire:

[I - 20 Consent and Declaration of Finances](#)

Please review the F-1 International Student Handbook which is posted online at: <http://www.csueastbay.edu/cie/files/docs/pdfs/f-1-handbook.pdf>. It has a wealth of information covering immigration and arrival on campus, academics, on-campus services and activities, housing and transportation options, and much more. You will be getting a hard copy of this handbook during [orientation](#).

Please let us know if you have any questions.

CSUEB Team

Regards,

SEVIS Records Representative

Sample of Sponsor Information form

If student has indicated they wish to include a family member or someone else as a sponsor on their form, the person listed will receive an email with link to form at right.

Sponsor enters:

- student's name and relationship to sponsor
- the amount the sponsor will contribute
- email address of the sponsor
- electronic signature and acknowledgement

This form is to verify that I, as a sponsor, am willing and capable of financially supporting the below student during the time he/she will be studying at California State University, East Bay.

I will provide personal financial documentation below to show that I have sufficient funds to support the student applicant for the duration of their studies at California State University, East Bay. If there are any questions or concerns, I agree to be contacted by CSU East Bay at my email entered below.

Student Information

Student Applicant's Family Name *	Student Applicant's First Name
<input type="text"/>	<input type="text"/>
Sponsor's Relationship to Applicant	
<input type="text"/>	

Sponsor's Financial Contribution * \$ /year

Email Address *

Your Full Name *

Acknowledgement *

I certify that all of the above applicant information is true, complete, and accurate.

Submit

Sample I-20 email

- When I-20 is complete, it is sent by email to the student's horizon email.
- The SEVIS number is also included in the email
- email contains link to [admitted student checklists](#), information to help students [prepare for the visa interview](#) and arrive on campus, as well as the complete International Student Handbook

Dear [Student],

Congratulations on your admission to California State University, East Bay!

We would like to inform you that your admission packet has been prepared electronically.

See attached I-20 and Admission Letter.

Your SEVIS number is: XXXXXXXXXXXXX

As you are preparing for your F-1 visa and arrive, please refer to <https://www.csueastbay.edu/cie/f-1-students/forms-and-handouts/index.html> to view the following documents:

- Preparing for your F-1 Visa Interview
- Checklist for Admitted International Freshman Students
- Checklist for Admitted International Transfer Students
- I-20 Transfer to California State University, East Bay
- Checklist for Admitted International Graduate Students
- Arrival Information
- International Student Handbook for F-1 and J-1 students

The documents above have information covering immigration and arrival on campus, academics, on-campus services and activities, housing and transportation options, and much more. Please contact us if you have any questions.

We know that the I-20 is very important to you, so we would like to get this information to you right away. Attached, you will find your new I-20 for [term of entry], which has electronic signatures. We urge you to schedule your visa appointment at your earliest convenience. To find out more about the visa wait times in your country, please use this link: [US Visa Wait Times Worldwide](#) Currently, US immigration authorities have not released any specific guidance regarding the spring semester. The best source of information about travel to the US from your home country is the nearest US consulate in your home country.

The university has also created a special webpage for COVID-19 which is updated regularly- so be sure to check this link as well <https://www.csueastbay.edu/coronavirus-information/index.html>

Also, please review our Frequently Asked Questions (FAQ) page for further information.

<https://www.csueastbay.edu/cie/f-1-students/new-students/new-admitted-student-faq.html>

Scholarships Portal

www.csueastbay.edu/scholarships

- Search for scholarship opportunities by major, academic program, interests, and more! Portal also includes external scholarships.
- International students eligible for merit-based awards
- Most Scholarships range from \$300 to \$3000
- Many awards at graduate level are designated for returning students
- Must complete Cal State Apply Application first
- Apply and submit essays via scholarships portal
- Awards are available on an academic year basis



Scholarships for Undergraduate International Students

• Global Excellence Scholarships

- For first time freshmen or junior level transfer students who begin in Fall
- Waives all non-resident tuition (over \$14,000)
- Minimum 3.3 GPA (freshmen); 3.5 GPA (transfer)
- Renewable up to 4 years total

• Global Honors Scholarships

- Non-renewable award for any undergrad
- Waives some non-resident tuition (\$2,800+)
- Requires minimum 3.3 GPA
- Have 75 semester units or less at the time of application



CAL STATE EAST BAY | INTERNATIONAL PROGRAMS

SCHOLARSHIPS FOR UNDERGRADUATE INTERNATIONAL STUDENTS 2026

GLOBAL EXCELLENCE AWARD AMOUNT	GLOBAL HONORS AWARD AMOUNT
Over \$14,000+ per academic year (renewable)	Over \$2800 for one academic year (non-renewable)
For incoming undergraduate Cal State East Bay first-year freshmen and junior level transfer students who: <ul style="list-style-type: none">• Are in F-1 status or plan to get an F-1 visa• Apply to and enroll and Cal State East Bay Fall 2026• Display exceptional scholastic ability and prior academic achievement (determined by high school record, standardized tests and essay)• Demonstrate Financial Need• Renewable for up to 4 years total; conditions apply	For undergraduate students (first-time freshmen, transfer students, and continuing international students) who: <ul style="list-style-type: none">• Are in F-1 status or plan to get an F-1 visa for Cal State East Bay for Fall 2026• Meet minimum GPA requirements: 3.3 for freshmen and 3.5 for transfer students• Have fewer than 75 semester units completed at the time of application• Commit to enrolling in 15 units per semester while receiving the scholarship• Demonstrate financial need
APPLICATION PROCESS <ul style="list-style-type: none">• Students must be enrolled at CSUEB or have a completed Cal State Apply application to qualify• Submit Scholarship application via Pioneer Scholarships Portal: www.csueastbay.edu/scholarships	MORE INFO:  Scan the QR code to access complete eligibility criteria, deadline, and application process

Pioneer Scholarships | California State University, East Bay
International Admissions Office
25800 Carlos Bee Blvd., SF-102
Hayward, CA 94542

Contact us: @ iao@csueastbay.edu
+1-510-885-5771
www.csueastbay.edu/iao

Submission of Official Documents

- Official documents will be requested if a provisional offer of admission is extended. The University reserves the right to determine what constitutes an official document. *Note: If the name on your application differs from the name on your academic records, please contact the International Admissions Office.*
- All academic records issued in a language other than English, must be accompanied by a certified English translation.
- An "official" document is a document that has been issued by, authenticated by or attested to be a true copy of the original by the awarding university in a closed/sealed envelope.
- All records submitted become the property of the University.
- If you have attended school in China or India, please refer to the Admission Requirements tab for specific document requirements:
www.csueastbay.edu/iao/how-to-apply/document-submission-guidelines.html

A registration Hold will be placed on your account until official documents are received

Submission of Official Documents

Official documents can be submitted as follows:

- **Mail/courier:** International Admissions Office, Cal State East Bay, 25800 Carlos Bee Blvd., SF102, Hayward, CA 94542.
 - Documents must be in the original unopened stamped/sealed envelope
 - We recommend using reputable courier service with tracking such as DHL, FedEx, UPS
- **Electronic Documents:** Request Transcripts/Mark Sheets and Degree Certificates be emailed by the institution to:
IAOoffdocuments@csueastbay.edu.
 - Documents must be sent directly from the institution's registrar's office. The International Admissions Office reserves the right to verify the sender of these documents before accepting them as official.
- **In Person Drop Off:** Hand-delivered in a sealed envelope from the institution to Cal State East Bay's International Admissions Office in the Student and Faculty Support building (room SF-102).

Academic Calendar

CSUEB is on a semester calendar:

- Fall 2026 transfer orientations in June/July
- Fall semester classes start: mid-August (international student orientation on campus August 10, 2026)
- Fall Recess/Thanksgiving break: weeklong in late November
- Fall exams: mid December

- Spring semester classes start: mid-January
- Spring break: weeklong in late March/early April
- Spring exams: early/mid May

- Summer Session (optional): late May-early Aug

Dates subject to change.

See online [catalog](#) for link to full Academic Calendar.



FAST Programs

- What is a [FAST Program](#)?
Falcon Accelerated Success Track (FAST) Programs
- Joint (blended) Bachelor's and Master's degree. Also referred to as 4+1 programs (or 2+2+1 for transfer students)



University Mascot
Perry the Peregrine Falcon

Bachelor's

+

Master's



FAST Programs

- BS + MS in Biological Sciences
- BS Business Administration + MBA/MS Business Analytics/MS Marketing Analytics
- BS Civil Engineering+ MS Construction Management
- BS + MS in Computer Science
- BS Data Science + MS Statistics
- BS Economics + MBA/MS Business Analytics
- BS Environmental Science + MS Environmental Geosciences
- BA Global Studies + MA History
- BS + MS in Kinesiology

Note: not every department has a FAST program, but offerings are expected to grow; see FAST website for full list of currently eligible programs

FAST Programs

Application Process

- Contact the FAST program coordinator for your program to inquire *after CSUEB admission and enrollment*
- Applications Accepted Fall and Spring terms. The application period is first 7 weeks of each semester.
- No need to complete Cal State Apply app for grad program; some departments may have departmental application

FAST Program (master's portion)	Faculty Coordinator
Biological Science, M.S.	Maria Gallegos
Business Administration, M.B.A. Finance, General Business, Human Resources Mgmt & Organizational Behavior, Marketing Mgmt, Operations & Supply Chain Management	Alex Makarevich
Business Analytics, M.S.	Surendra Sarnikar
Computer Science, M.S. Artificial Intelligence and Machine Learning, Computer Science or Computer Networks	Leann Christianson
Construction Management, M.S.	Farzad Shahbodaghlou
Environmental Geosciences, M.S.	Emilio Grande
History, M.A.	Michael Schulze-Oechtering
Kinesiology, M.S.	Jeff Simons
Marketing Analytics, M.S.	Yi He
Mathematics, M.S.	Andrea Arauza Rivera
Music, M.A.	Ines Thiebaut
Statistics, M.S. Actuarial Science, Applied Statistics, Biostatistics, Data Science, or Mathematical Statistics	Joshua Kerr

Helpful Links

- ❖ [MyCSUEB and Duo](#)
- ❖ [Admission requirements](#)
- ❖ [Document Submission Guidelines](#)
- ❖ [I-20 Process and Timeline](#)
- ❖ [Admitted students checklist](#)
- ❖ [FAST Programs information](#)
- ❖ [Video gallery](#)
- ❖ [Important Dates](#) includes enrollment periods and fee payment deadlines



Thank you!

Follow-on questions?
Contact us for support anytime

International Admissions Office



iao@csueastbay.edu



+1 (510) 885-7571



[@csuebcie](#)



[@csueb_international](#)



WeChat: qq503421502



WhatsApp Business Account: +1 (510) 200-8342

