



# Cal State East Bay Nursing Program

BSN PROGRAMS INFORMATION SESSION

CHRISTINA BLUCK, NURSING ADMISSIONS COORDINATOR/ACADEMIC  
ADVISOR

# Before We Get Started

- ▶ The information covered on these slides is all available in the [Prospective Nursing Students](#) portion of our website.

[CSUEB HOME](#) > [NURSING](#) > [BSN PROGRAM](#) > [PROSPECTIVE NURSING STUDENTS](#)

## NURSING

[BSN PROGRAM](#)

[MSN PROGRAM](#)

[ADVISING](#)

[+ OUR FACULTY](#)

[+ DEI NURSING](#)

[GIVE TO NURSING](#)

[SCHOLARSHIPS](#)

[NURSING ALUMNI](#)

[EVENTS AND CONTINUING  
EDUCATION](#)

## PROSPECTIVE NURSING STUDENTS

### Staying Connected

Thank you for your interest in our programs. We truly look forward to your application!

Learn more about the East Bay nursing admission process.

#### INFORMATION SESSIONS

Do you have a few quick questions?

*BSN Pre-Admissions Advising via Zoom*

Drop In and Talk to  
Christina

Wednesdays 1:00 PM - 2:30  
PM

NOTE: No drop ins on  
7/24/24, 8/14/24, 11/27/24,  
12/25/24 and 1/1/25.



# Before We Get Started

- ▶ There is a copy of these power point slides on the [Information Session website page](#) where you signed up for this session.

Wednesday, November 6, 2024

10:00 a.m. - 12:00 p.m..

*This meeting will be conducted by Zoom.*

-Pre-Licensure and Post-Licensure Programs

**Register ahead** and you will be emailed a link to the meeting.

Participants will enter a waiting room before the session.

Monday, December 9, 2024

10:00 a.m. - 12:00 p.m..

*This meeting will be conducted by Zoom.*

-Pre-Licensure and Post-Licensure Programs

**Register ahead** and you will be emailed a link to the meeting.

Participants will enter a waiting room before the session.

**Program Information PowerPoint Presentation**

Please check back for future sessions!



# What We Will Cover Today

- ▶ Basic Overview of Both BSN Programs
- ▶ Overview of the Post-Licensure Program
  - ▶ How To Apply
  - ▶ Prerequisites and Application Requirements
  - ▶ What Happens After You Apply
  - ▶ Questions on Post-Licensure Program
- ▶ Overview of the Pre-Licensure Program
  - ▶ How To Apply
  - ▶ Prerequisites and Application Requirements
  - ▶ What Happens After You Apply
  - ▶ Questions on Pre-Licensure Program



# Two BSN Programs at CSUEB

## Post-Licensure BSN Program

- ▶ For Students with a RN license and an ADN (Associate Degree in Nursing)
- ▶ 1 Full Year Full Time Program or 2 Years Part Time Program
- ▶ Almost entirely online except one field course during one semester.
- ▶ Fall & Spring start terms

## Pre-Licensure BSN Program

- ▶ For students that do not yet have an RN License including students with an LVN license
- ▶ 5 semester program
- ▶ In person classes and clinical placements
- ▶ Fall & Spring start terms

# Post-Licensure BSN Program

FOR STUDENTS WITH A RN  
LICENSE (OR SOON TO HAVE  
THEIR LICENSE) AND AN ADN  
(ASSOCIATE DEGREE IN  
NURSING)

# Applying to the Post-Licensure Program

- ▶ Fall & Spring Admissions
  - ▶ Fall applications open on October 1<sup>st</sup> and close on the CSU priority deadline which is typically November 30<sup>th</sup>
  - ▶ Spring applications open on August 1<sup>st</sup> and close on the CSU priority deadline which is typically August 31<sup>st</sup>
- ▶ 2 Applications
  - ▶ Cal State Apply
    - ▶ Do this application first
    - ▶ Wait 24-48 hours to receive a NET ID for CSUEB
    - ▶ CSUEB NET ID is needed for the Nursing CAS application
  - ▶ Nursing CAS
    - ▶ Will need to enter CSUEB NET ID in this application
    - ▶ This application closes at 8:59 PM on the application deadline

# Application Component Deadlines for Post-Licensure Program



[Important Dates & Deadlines for Post-Licensure Program](#)



# Important Dates & Deadlines for Post-Licensure Program

## CAL STATE EAST BAY POST-LICENSURE NURSING PROGRAM – APPLICATION CHECKLIST

Questions? Call Cal State East Bay Nursing at 510.885.3481 or email [nursing@csueastbay.edu](mailto:nursing@csueastbay.edu)

	WHAT IS IT?	Fall DUE DATE	Spring DUE DATE	IS IT REQUIRED?	SUBMIT TO	OTHER DETAILS
Cal State East Bay online application	application for general university admission, has separate deadlines and requirements	CSU Priority Deadline (Typical November 30th)	CSU Priority Deadline (Typical August 31 <sup>st</sup> )	Yes, for transfer students	Cal State East Bay Admissions	Current Cal State East Bay students do not need to submit <i>unless they will graduate before the term when the Nursing Program begins</i> (such as graduating Spring 2023 and starting Nursing in Fall 2023) <b>Must have Cal State East Bay NetID to submit nursing application (see next category)</b>
NursingCAS online application	secure system - collects & organizes Nursing applications and documents	CSU Priority Deadline (Typical November 30th)	CSU Priority Deadline (Typical August 31 <sup>st</sup> )	Yes	NursingCAS	Find link on Cal State East Bay Nursing website or go to <a href="http://www.nursingcas.org">www.nursingcas.org</a> ; Nursing Admissions staff can access. <b>Cal State East Bay NetID required in order to submit the nursing application.</b>
Military paperwork	Proof of military status, such as DD214	CSU Priority Deadline (Typical November 30th)	CSU Priority Deadline (Typical August 31 <sup>st</sup> )	Only if you are military	NursingCAS	
Course descriptions	What appears in catalog, list of details and subjects covered in course + any unofficial international transcripts	CSU Priority Deadline (Typical November 30 <sup>th</sup> )	CSU Priority Deadline (Typical August 31 <sup>st</sup> )	No	NursingCAS	Upload to NursingCAS in Program Materials section if any prerequisite courses taken more than 10 years ago and not on <a href="http://www.assist.org">www.assist.org</a> or <a href="http://TES">TES</a> , or if Nursing Department requests.
Official Transcripts from ALL schools attended	Documents showing what courses you completed and grades you earned	January 31 <sup>st</sup> and July 1 <sup>st</sup>	CSU Priority Deadlines (Typical August 31 <sup>st</sup> and mid-January)	Yes	NursingCAS -and- Cal State East Bay Admissions	<ul style="list-style-type: none"> <li>• <b>ORDER TWO COPIES.</b></li> <li>• Send NursingCAS official transcripts from ALL colleges attended (including Cal State East Bay), even if not related to Nursing program prerequisites; may be option to send electronically.</li> <li>• <b>Check Cal State East Bay admissions deadlines separately.</b></li> </ul>
RN license	Registered Nurse license	September 1 <sup>st</sup> (during first semester)	September 1 <sup>st</sup> (during second semester)	Yes	NursingCAS	<b>DUE IN FOLLOWING AUGUST, after application submitted.</b> Upload to NursingCAS immediately if already have RN license at time of application, or as soon as you earn it anytime up until August 15.

# Prerequisites (C or better in all courses) For Post-Licensure Program

- ▶ Human Anatomy/Physiology I (BIOL 270)
- ▶ Human Anatomy/Physiology II (BIOL 271)
- ▶ Introduction to Clinical Microbiology (BIOL 230)
- ▶ Chemistry for Health Sciences (CHEM 161)
  - ▶ **OR** General Chemistry I (CHEM 111 & CHEM 111L)
  - ▶ **OR** Survey of Organic Chemistry (CHEM 230)
- ▶ Accelerated College Writing (ENGL 102)/GE Area A2/Cal-GETC Area 1A
- ▶ Public Speaking (COMM 100) or Interpersonal Communication (COMM 104)/CSU GE Area A1/Cal-GETC Area 1C
- ▶ Statistics (STAT 100 or STAT 110 or STAT 125)
- ▶ Workshop in Critical Thinking (PHIL 100)/GE Area A3/Cal-GETC Area 1B

# Prerequisite GPA Requirement For Post-Licensure Program

- ▶ 4 Sciences (BIOL 270, BIOL 271, BIOL 230, & CHEM 161 OR CHEM 111 & CHEM 11L OR CHEM 230) must average at least 3.0

AND

- ▶ All 8 Prerequisites must average at least 3.0

OR

- ▶ Cumulative GPA of at least 3.0 at the school where you completed your ADN

# Additional Information on Prerequisites for Post-Licensure Program

- ▶ Must have a “C” grade or better in all prerequisites
- ▶ BIOL 270/271 sequence must be taken at same school (unless schools are sister campuses)
- ▶ Classes cannot double count for more than one requirement
- ▶ AP scores can be used for English and Statistics Prerequisites (multiple AP scores allowed)
  - ▶ Upload unofficial copy of AP score report to Nursing CAS
  - ▶ Send an official AP score report to CSUEB
- ▶ If you do not have AP scores you may take one non-science class CR/NC
- ▶ No Penalty for retaking a class

# Transferable courses that are a part of the major, but not prerequisites:

- ▶ PSYC 100 (General Psychology)

AND

- ▶ SOC 100 (Introduction to Sociology)

OR

- ▶ ANTH 100 (Introduction to Anthropology)

OR

- ▶ ANTH 130 (Introduction to Cultural Anthropology)



# Self Evaluation Form For Post- Licensure Program On Website

Use this to help determine if you've met the prerequisites for the program.

# Self Evaluation Form For Post-Licensure Program

## SELF EVALUATION INSTRUCTIONS

All prerequisite courses taken at campuses other than Cal State East Bay must be approved as equivalent. Candidates can check [Transfer Evaluation System](#) (TES) for course equivalencies between California State University, East Bay and other colleges and universities.

For any courses that do not appear on [TES](#) that you think might satisfy our Nursing program prerequisites, forward syllabi and copies of transcripts for review to [nursing@csueastbay.edu](mailto:nursing@csueastbay.edu).

Use the chart at the bottom of this page to aid with your self-evaluation.

We have 2 prerequisite GPA calculations. Both must be at least 3.00 average GPA to qualify for our program.

FOUR science prerequisite GPA

ALL EIGHT prerequisite GPA

-OR-

Have a 3.0 average cumulative GPA from the school where you completed your RN nursing program.

### GPA CALCULATION FORMULA

Our calculations are for prerequisite GPA, not cumulative GPA. Only classes taken by the deadline are considered in GPA calculations.

To be eligible for the Nursing program, both the four science prerequisite classes by themselves, and all eight prerequisites combined have to be above a 3.00 average GPA. If the GPA for the eight prerequisites is above 3.00, but the GPA for the four science prerequisites (calculated separately) is below 3.00, the GPA requirement is not met.

-OR-

If the cumulative GPA from your ADN school is at least 3.0, you can still qualify.

If you want to double-check GPA calculations on your prerequisite classes, here are the directions:

If you have a mixture of quarter system and semester system units, convert the quarter units to semester by dividing the quarter units by 1.5 in order to correctly calculate your prerequisite GPA.

1. Multiply each unit value of each prerequisite course x GPA points

#### GRADE POINTS

A or A+ 4

A- 3.7

B+ 3.3

B 3

B- 2.7

C+ 2.3

C 2

C- 1.7 too low

D+ 1.3 too low

D 1 too low

F 0 too low

## SELF-EVALUATION WORKSHEET

Name:

Email:

Date:

Prerequisite CSUEB course #	School	Equivalent Course	Grade	Units (Q/S)	Term	Notes
BIOL 270 (Anatomy with lab or A&P I with lab)						
BIOL 271 (Physiology with lab or A&P II with lab)						
BIOL 230 (Microbiology with lab)						
CHEM 161, 111, 230 or 331 (Chemistry with lab)						
COMM 100 or COMM 104 (GE Area A1)						
ENGL 101 or 102 (GE Area A2)						
STAT 100						
Critical Think/ Logic (GE Area A3)						

ESTIMATED SCIENCE PRE-REQ GPA:

ESTIMATED "ALL" PRE-REQS GPA:

CUMULATIVE GPA AT ADN SCHOOL:

Additional Courses (These are not prerequisites but are transferable to the Nursing major if admitted.)

PSYCH 100						
SOC 100 OR ANTH						

# Using the TES Website

## CALIFORNIA STATE UNIVERSITY - EAST BAY

This list is for equivalencies between CSUEB, other CSU Campuses, California Community Colleges, Private and Out-Of-State Universities. All applicants must fully meet the CSU transfer admission requirements and adhere to all posted admission deadlines. This database does not replace proper student advising. Advising is available at: <http://www.csueastbay.edu/transfer-student-programs/academic-support-and-resources/advising.html> Major Prep and Programs of Study by department: <http://catalog.csueastbay.edu/content.php?catoid=19&navoid=12552>

### TRANSFER RESOURCES

- Transfer Website: <https://tinyurl.com/y4l3dxx>
- Transfer Policy: <https://tinyurl.com/yywaol5c>
- Transfer Appeals: <https://tinyurl.com/yywaol5c>

### INSTITUTION SEARCH:

### A-Z INDEX:

A B C D E F G H I J K L M N O P Q R S T U V W X Y Z ALL

PAGE 1 OF 46

1 2 3 4 5 6 7 8 9 10 ...

CREDIT FROM	CITY	STATE
ABILENE CHRISTIAN UNIVERSITY	ABILENE	TX
ACADEMY OF ART UNIVERSITY	SAN FRANCISCO	CA
ALABAMA STATE UNIVERSITY	ALABAMA	AL

## CALIFORNIA STATE UNIVERSITY - EAST BAY

This list is for equivalencies between CSUEB, other CSU Campuses, California Community Colleges, Private and Out-Of-State Universities. All applicants must fully meet the CSU transfer admission requirements and adhere to all posted admission deadlines. This database does not replace proper student advising. Advising is available at: <http://www.csueastbay.edu/transfer-student-programs/academic-support-and-resources/advising.html> Major Prep and Programs of Study by department: <http://catalog.csueastbay.edu/content.php?catoid=19&navoid=12552>

### TRANSFER RESOURCES

- Transfer Website: <https://tinyurl.com/y4l3dxx>
- Transfer Policy: <https://tinyurl.com/yywaol5c>
- Transfer Appeals: <https://tinyurl.com/yywaol5c>

### INSTITUTION SEARCH:

### A-Z INDEX:

A B C D E F G H I J K L M N O P Q R S T U V W X Y Z ALL

CREDIT FROM	CITY	STATE
CHABOT COLLEGE	HAYWARD	CA

Question? Send us an email: [✉](#)



# Using the TES Website (Continued)

## CALIFORNIA STATE UNIVERSITY - EAST BAY

INSTITUTION LIST / EQUIVALENCY LIST

PAGE 1 OF 17

1 2 3 4 5 6 7 8 9 10 ...

CHABOT COLLEGE	CALIFORNIA STATE UNIVERSITY-EAST BAY	NOTE?	BEGIN	END	
ADMJ 45 LAW AND DEMOCRACY (3)	D1-2-3-XXX GE AREA D1 SOCIAL SCIENCE ELECTIVE	✓	09/01/2011	12/31/2028	<input type="checkbox"/>
ADMJ 50 INTRODUCTION TO THE ADMINISTRATION OF JUSTICE (3)	CRJ 101 INTRODUCTION TO CRIMINAL JUSTICE (3)		01/01/1996	12/31/2028	<input type="checkbox"/>
ADMJ 50 INTRODUCTION TO THE ADMINISTRATION OF JUSTICE (3)	D1-2-3-XXX GE AREA D1 SOCIAL SCIENCE ELECTIVE	✓	01/01/1996	12/31/2028	<input type="checkbox"/>
ADMJ 60 CRIMINAL LAW (3)	CRJ 210 ELEMENTARY CRIMINAL LAW (3)		01/01/1996	12/31/2028	<input type="checkbox"/>
ADMJ 60 CRIMINAL LAW (3)	D1-2-3-XXX GE AREA D1 SOCIAL SCIENCE ELECTIVE	✓	09/01/1996	12/31/2028	<input type="checkbox"/>
ADMJ 63 CRIMINAL INVESTIGATION (3)	CRJ 220 BASIC CRIMINAL INVESTIGATION (3)		01/01/1996	12/31/2028	<input type="checkbox"/>
ADMJ 70 COMMUNITY RELATIONS (3)	CRJ 230 POLICE COMMUNITY RELATIONS (3)		01/01/1996	12/31/2028	<input type="checkbox"/>
ADPE 1DSS ADAPTED STRETCH/STRENGTH TRAINING (0.5-2)	E1-XXX LIFELONG UNDERSTANDING		09/01/2013	12/31/2028	<input type="checkbox"/>
ADPE ADAA ADAPTED AEROBICS (0.5-2)	E1-XXX LIFELONG UNDERSTANDING		09/01/2013	12/31/2028	<input type="checkbox"/>
ADPE ADBK ADAPTED BASKETBALL (0.5-2)	E1-XXX LIFELONG UNDERSTANDING		09/01/2013	12/31/2028	<input type="checkbox"/>
ADPE ADSF ADAPTED STRETCH AND FLEXIBILITY (0.5-2)	E1-XXX LIFELONG UNDERSTANDING		09/01/2013	12/31/2028	<input type="checkbox"/>
ADPE ADST ADAPTED STRENGTH TRAINING (0.5-2)	E1-XXX LIFELONG UNDERSTANDING		09/01/2013	12/31/2028	<input type="checkbox"/>

Search

Reset

+ Add/View My List

## TES<sup>®</sup> EQUIVALENCY SEARCH

Credits From: CHABOT COLLEGE

EQ Status: ☒ Active ☐ In-Active ☐ Both

Course Code: BIOL 230

☐ Transfer Course ☐ Equivalent Course ☒ Both

Records Per Page: 50

Sort List By: Transfer Course


Search

Reset

# Using the TES Website (Continued)

## CALIFORNIA STATE UNIVERSITY - EAST BAY

INSTITUTION LIST / EQUIVALENCY LIST

 Search

 Reset

 Add/View My List

CHABOT COLLEGE

CALIFORNIA STATE UNIVERSITY-EAST BAY

NOTE? BEGIN

END




[BIOS 44 MICROBIOLOGY \(5\)](#)


BIOL 230 INTRODUCTION TO CLINICAL MICROBIOLOGY (4)

01/01/2022 12/31/2027



Question? Send us an email: 

**DISCLAIMER:** Transfer information on this site is provided by CALIFORNIA STATE UNIVERSITY-EAST BAY. CollegeSource® makes no claims or guarantees regarding its use for student planning. Further inquiries should be directed to CALIFORNIA STATE UNIVERSITY-EAST BAY. Please see the Terms of Use below for guidelines regarding appropriate use and restrictions in using TES®.

Powered by:  
 CollegeSource®

# Using the TES Website (Continued)

## TES<sup>®</sup> EQUIVALENCY SEARCH

Credits From: CHABOT COLLEGE

EQ Status: ☒ Active ☐ In-Active ☐ Both

Course Code:

1B

☐ Transfer Course ☐ Equivalent Course ☒ Both

Records Per Page:

50

Sort List By:

Transfer Course

Search

Reset

## CALIFORNIA STATE UNIVERSITY - EAST BAY

INSTITUTION LIST / EQUIVALENCY LIST

Search

Reset

+ Add/View My List

CHABOT COLLEGE

CALIFORNIA STATE UNIVERSITY-EAST BAY

NOTE? BEGIN

END



ENGL 4A CRITICAL THINKING AND WRITING ABOUT LITERATURE (4)

1B-CSUGE CRITICAL THINKING (3)  
A3-XXX GE AREA A3 CRITICAL THINKING  
SECOND COMPOSITION SECOND COMPOSITION

01/01/2025

12/31/2030



ENGL 7A CRITICAL THINKING AND WRITING ACROSS DISCIPLINES (4)

1B-CSUGE CRITICAL THINKING (3)  
A3-XXX GE AREA A3 CRITICAL THINKING  
SECOND COMPOSITION SECOND COMPOSITION

01/01/2025

12/31/2030



# Additional Post-Licensure Program Information

- ▶ Program Formats
  - ▶ Fall start Full Time Program (Fall Semester, Spring Semester, Summer Term)
  - ▶ Fall start Part Time Program (Fall Semester Year 1, Spring Semester Year 1, Fall Semester Year 2, Spring semester Year 2)
  - ▶ Spring start Three Semester Program (Spring Semester and then Fall & Spring Semester of next year)
- ▶ Can change from Full Time to Part Time program if needed
- ▶ This program is not impacted. If you qualify we welcome you.
- ▶ Tuition and Fee Amounts are Updated Each Semester and are subject to change
  - ▶ For Spring 2026, full time (more than 6 units), California resident students pay approximately:
    - ▶ \$3,994.50/Semester for students obtaining their first Bachelor's Degree
    - ▶ \$4,810.50/Semester for students obtaining their second Bachelor's Degree

# What happens after I apply to the Post-Licensure Program

- ▶ Fall Admissions
  - ▶ You will find out by April if you've been accepted
- ▶ Spring Admissions
  - ▶ You will find out by November if you've been accepted
- ▶ After you have been accepted
  - ▶ Pass Criminal Background Check and Drug Screening
  - ▶ Attend One Day Nursing Orientation
    - ▶ Mid/Late June for Fall Start
    - ▶ Early December for Spring Start
  - ▶ Be ready to submit your [Health Documents](#)

# Required Health Documents

DRUG SCREENING <b>**MUST use Nursing Department Drug Screening Agency ONLY</b>											
TITERS = blood tests (not shots). <b>**Even if you have immunization/shot records, we still require proof of immunity through a blood test for surface antibodies (titer) for #1-3.</b>											
<b>1. RUBELLA (German Measles), RUBEOLA (Regular Measles) <u>AND</u> MUMPS</b> Positive titer (immune) required for <b>ALL THREE SEPARATELY</b> . Test for IgG antibody. <u>If titer is negative</u> , provide proof of <b>two</b> live virus MMR vaccinations at least <b>one month apart</b> . <b>**Must get another titer after shot series is complete.</b>											
<b>2. VARICELLA</b> Positive titer (immune) required. Test for IgG antibody. <u>If titer is negative</u> , provide proof of <b>two</b> doses of live virus at least <b>one month apart</b> . <b>**Must get another titer after shot series is complete.</b>											
<b>3. HEPATITIS B</b> Positive titer (immune or "reactive") required. Test for <u>Hep B surface antibody</u> . <u>If titer is negative</u> , provide proof of <b>three</b> doses of live vaccination series received after the date of the negative titer. (Second shot must be <b>1 month</b> after first shot and third shot must be <b>5-6 months</b> after second shot). <b>**One-two months after 3rd shot in series – must get another titer as proof of immunity.</b>											
<b>4. FLU VACCINE</b> Please get flu vaccine (influenza) between September 1 and October 20. Due October 20.											
<b>5. DIPHTHERIA-TETANUS-PERTUSSIS (Tdap)</b> shot within ten years. <b>**This is an "adult" shot, not DTaP or DTP (childhood versions).</b> <b>**A Td shot (Tetanus-Diphtheria only) does NOT cover this requirement.</b>											
<b>6. PPD (Tuberculosis Skin Test) - 2 NEGATIVE results satisfy this requirement.</b> <ul style="list-style-type: none"> <li><b>If you have NOT had a TB skin test within the last 12 months:</b> Submit a Negative <u>two-step</u> within 3 weeks of each other (4 doctor visits total) –OR– Submit 1 negative Quantiferon Gold blood test or T Spot test within 1 year.</li> <li><b>If you have ONE TB skin test result within the last 12 months</b> Submit it plus ONE MORE TB test result within 12 months of your most recent one (one-step result).</li> <li><b>If you have TWO TB skin test results within the past 2 years</b> Submit both PPD results. The 2<sup>nd</sup> result must be within 12 months of submission date. The 1<sup>st</sup> result must be no more than 12 months before your 2<sup>nd</sup> result. If MORE THAN 12 months passed between your first and second results, you need to get ONE MORE TB test (one-step).  <b><u>PPD Results last for 12 months – they must NOT during your community health rotation.</u></b> </li> </ul> <b>If POSITIVE PPD</b> , then a Chest X-Ray <u>REPORT</u> within 3 years is required <b>AND</b> negative symptom screen. (Use Nursing Department Annual TB Symptom Screen Form if your PPD is positive).											
<b>7. COVID-19 Vaccine</b> Submit proof of a complete COVID-19 vaccine series of 2 shots at least 21 days apart or as recommended depending on the vaccine type received. Proof must include manufacturer and vaccination date/s. Appropriate booster will also be required.											
<b>8. OTHER REQUIREMENTS</b> <table> <tr> <td>AHA BLS Provider Certification</td><td>Physical Exam</td><td>Sigma Consent Form</td></tr> <tr> <td>Health Insurance Proof</td><td>California RN License</td><td>Photo Release Form</td></tr> <tr> <td>Student Handbook Affirmation Page</td><td></td><td>COVID-19 Vaccine + Booster</td></tr> </table>			AHA BLS Provider Certification	Physical Exam	Sigma Consent Form	Health Insurance Proof	California RN License	Photo Release Form	Student Handbook Affirmation Page		COVID-19 Vaccine + Booster
AHA BLS Provider Certification	Physical Exam	Sigma Consent Form									
Health Insurance Proof	California RN License	Photo Release Form									
Student Handbook Affirmation Page		COVID-19 Vaccine + Booster									

# Questions???

- ▶ Questions on the Post-Licensure Program
- ▶ Follow up questions or in depth personal questions can be emailed to [Nursing@csueastbay.edu](mailto:Nursing@csueastbay.edu)
- ▶ We also have drop in Zoom hours for prospective students every Wednesday from 1 – 2:30 PM. There is a link with the Zoom drop in on the [webpage](#).

# Pre-Licensure BSN Program

FOR STUDENTS THAT DO NOT  
YET HAVE AN RN LICENSE



# Applying to the Pre-Licensure Program

- ▶ Fall Semester & Spring Semester Admissions
  - ▶ Fall Semester Program Students take all classes in Hayward
    - ▶ Fall semester applications open on October 1<sup>st</sup> and close on the CSU Priority deadline, which is typically November 30<sup>th</sup>.
  - ▶ Spring Semester Program Students take all classes in Concord
    - ▶ Spring semester applications open on August 1<sup>st</sup> and close on the CSU Priority deadline, which is typically August 31<sup>st</sup>.
- ▶ Two Applications
  - ▶ Cal State Apply (Only for Transfer & 2<sup>nd</sup> bachelors Students or CSUEB Students who will graduate in a different major prior to starting the nursing program) – Note: Transfer students must have 60 completed transferrable units prior to transferring to qualify to transfer into the Nursing program
    - ▶ Do this Application First
    - ▶ Wait 24-48 hours for CSUEB NET ID
    - ▶ CSUEB NET ID is needed for the Nursing CAS application
  - ▶ Nursing CAS (For Transfer Students & Current CSUEB Students)
    - ▶ Will need to enter CSUEB NET ID in this application
    - ▶ This application closes at 8:59 PM on the application deadline

# Application Component Deadlines for the Pre-Licensure Program



[Important Dates & Deadlines for the Pre-Licensure Program](#)

# Pre-Licensure Important Dates & Deadlines Page 1

CAL STATE EAST BAY PRE-LICENSURE NURSING PROGRAM – APPLICATION CHECKLIST

	WHAT IS IT?	SUBMIT TO	DID I SUBMIT IT?	FALL DUE DATE	SPRING DUE DATE	IS IT REQUIRED ?	OTHER DETAILS
Cal State East Bay online Application	secure application for general university admission, has separate deadlines and requirements	Cal State East Bay Admissions		CSU Priority Deadline (Typically November 30 <sup>th</sup> )	CSU Priority Deadline (Typically August 31 <sup>st</sup> )	Yes, for transfer students	Current Cal State East Bay students do not need submit <i>UNLESS they will graduate BEFORE Nursing Program BEGINS</i> (such as graduating Spring 2025 and starting Nursing Fall 2025) <b>Must have NetID to submit nursing application (see next category).</b>
NursingCAS online application	secure system - collects Nursing applications and documents	NursingCAS		CSU Priority Deadline (Typically November 30 <sup>th</sup> )	CSU Priority Deadline (Typically August 31 <sup>st</sup> )	Yes	Find link on Cal State East Bay Nursing website or go to <a href="http://www.nursingcas.org">www.nursingcas.org</a> ; Nursing Admissions staff can access. <b>Cal State East Bay NetID required in order to submit the nursing application.</b>
Official Transcripts from ALL schools attended	Documents showing what courses you completed and grades you earned	NursingCAS -and- Cal State East Bay Admissions		January 31	CSU Priority Deadline (Typically August 31 <sup>st</sup> )	Yes	<ul style="list-style-type: none"> <li>• <b>ORDER TWO COPIES.</b></li> <li>• Send NursingCAS official transcripts from ALL colleges (including Cal State East Bay), even if not prerequisite classes; may be option send electronically.</li> <li>• <b>Check Cal State East Bay admissions deadlines separately.</b></li> </ul>
Official TEAS Exam score report  (accept only 1 <sup>st</sup> , 2 <sup>nd</sup> , or 3 <sup>rd</sup> attempt, any version)	Required Nursing Program entrance exam.	Nursing Department		CSU Priority Deadline (Typically November 30 <sup>th</sup> )	CSU Priority Deadline (Typically August 31 <sup>st</sup> )	Yes	<ul style="list-style-type: none"> <li>• <b>Must earn 70% minimum overall score AND 65% minimum English/ Reading scores to stay eligible.</b></li> <li>• Type score into NursingCAS, <b>AND</b> order official score report from ATI to send electronically to Cal State East Bay Nursing Department. <b>REQUIRES FEE.</b></li> <li>• Do NOT attach unofficial score report to NursingCAS.</li> </ul>
Personal Statement	A few short-answer questions on personal attributes, skills and qualities	NursingCAS		CSU Priority Deadline (Typically November 30 <sup>th</sup> )	CSU Priority Deadline (Typically August 31 <sup>st</sup> )	Yes	Find form on Nursing Dept. website and upload completed form to NursingCAS Program Materials section ("Personal Statement").

# Pre-Licensure Important Dates & Deadlines Page 2

CAL STATE EAST BAY PRE-LICENSURE NURSING PROGRAM – APPLICATION CHECKLIST

	WHAT IS IT?	SUBMIT TO	DID I SUBMIT IT?	FALL DUE DATE	SPRING DUE DATE	IS IT REQUIRED ?	OTHER DETAILS
Health and Community related experience form	Proof of paid or unpaid experience that contributes to wellness of community	NursingCAS		CSU Priority Deadline (Typically November 30 <sup>th</sup> )	CSU Priority Deadline (Typically August 31 <sup>st</sup> )	No	<ul style="list-style-type: none"> <li>Minimum 75 hours in last 3 years</li> <li>Find form on Nursing Dept. website and upload completed form to NursingCAS in Program Materials section ("Other").</li> </ul> <b><i>**Also submit signed letter from organization as proof.</i></b>
Language Proficiency form	Proof of intermediate speaking/reading ability in language other than English	NursingCAS		CSU Priority Deadline (Typically November 30 <sup>th</sup> )	CSU Priority Deadline (Typically August 31 <sup>st</sup> )	No	<ul style="list-style-type: none"> <li>Find form on Nursing Dept. website and upload completed form to NursingCAS in Program Materials section ("Other").</li> <li>Verification only accepted from language instructor or bilingual certification proof</li> </ul> <b><i>**If submitting verification from language instructor, also submit signed letter from language instructor.</i></b>
Military paperwork	Proof of military status, such as DD214	NursingCAS		CSU Priority Deadline (Typically November 30 <sup>th</sup> )	CSU Priority Deadline (Typically August 31 <sup>st</sup> )	Only if you are military	Upload proof to NursingCAS in Program Materials section ("Military Papers").
LVN license	Licensed Vocational Nurse	NursingCAS		CSU Priority Deadline (Typically November 30 <sup>th</sup> )	CSU Priority Deadline (Typically August 31 <sup>st</sup> )	Only if you are LVN	Upload proof to NursingCAS in Program Materials section ("License").
Course descriptions	What appears in catalog, list of details / subjects covered in course + any unofficial international transcripts	NursingCAS		CSU Priority Deadline (Typically November 30 <sup>th</sup> )	CSU Priority Deadline (Typically August 31 <sup>st</sup> )	No	Upload to NursingCAS in Program Materials section if any prerequisite courses taken more than 10 years ago and not on <a href="#">TES</a> , or if Nursing Department requests.

# Priority Groups for Selection For Pre-Licensure Program

- ▶ Current CSUEB students with 6.1 or more units for the last two semesters at time of application
- ▶ Local Admission Area students with the majority of transfer units from public colleges or universities in one of these six counties: Alameda, Contra Costa, San Francisco, San Mateo, Santa Clara, & Solano
- ▶ Current Military or Veterans with Honorable Discharge
- ▶ Applicants not in one of these priority groups are unlikely to be admitted due to high volume of applications

# Point Categories for Pre-Licensure Program (5 Categories)

- ▶ GPA
  - ▶ Minimum 3.0 Prerequisite GPA
  - ▶ Competitive Range is 3.6 – 4.0 Prerequisite GPA
- ▶ TEAS
  - ▶ Minimum Scores: 70% overall, 65% in English, & 65% in Writing
  - ▶ Competitive Range is 80% or higher on overall score
- ▶ Personal Statement
- ▶ Health & Community Related Experience (Unpaid or Paid) (Optional)
- ▶ Second Language Skills (Optional)

# Prerequisites (C or better in all Courses) For Pre-Licensure Program

- ▶ Human Anatomy/Physiology I (BIOL 270)
- ▶ Human Anatomy/Physiology II (BIOL 271)
- ▶ Introduction to Clinical Microbiology (BIOL 230)
- ▶ Chemistry for Health Sciences (CHEM 161)
  - ▶ **OR** General Chemistry I (CHEM 111 & CHEM 111L)
  - ▶ **OR** Survey of Organic Chemistry (CHEM 230)
- ▶ Accelerated College Writing (ENGL 102)/CSU GE Area A2, Cal-GETC Area 1A
- ▶ Public Speaking (COMM 100) or Interpersonal Communication (COMM 104)/CSU GE Area A1/Cal-GETC Area 1C
- ▶ Statistics (STAT 100 or STAT 110 or STAT 125)
- ▶ Workshop in Critical Thinking (PHIL 100)/CSU GE Area A3/Cal-GETC Area 1B

# Prerequisite GPA Information for Pre-Licensure Nursing Program

- ▶ 4 Sciences (BIOL 270, BIOL 271, BIOL 230, & CHEM 161 OR CHEM 111 & CHEM 111L OR CHEM 230) must average at least 3.0

AND

- ▶ All 8 Prerequisites must average at least 3.0



# Additional Prerequisite Information for Pre-Licensure Program

- ▶ Must have a “C” grade or better in all prerequisites
- ▶ BIOL 270/271 sequence must be taken at same school (unless schools are sister campuses)
- ▶ Classes cannot double count for more than one requirement
- ▶ AP scores can be used for English and Statistics prerequisites (multiple AP scores allowed)
  - ▶ Upload unofficial copy of AP score report to Nursing CAS
  - ▶ Send an official AP score report to CSUEB
- ▶ If you do not have AP courses, only one non-science class may be taken CR/NC

# Additional Prerequisite Information for Pre-Licensure Program (Continued)

- Recency Requirement for 4 science classes (Must be completed within 7 years – see [Chart](#))

## FALL ADMISSION

Admission Term/Year	Submit Nursing Application	We Accept Science Prerequisites Completed This Term or Later:
Fall 2020	November 2019	Fall 2012
Fall 2021	November 2020	Fall 2013
Fall 2022	November 2021	Fall 2013* due to COVID-19
Fall 2023	November 2022	Fall 2015
Fall 2024	November 2023	Fall 2016
Fall 2025	November 2024	Fall 2017
Fall 2026	November 2025	Fall 2018
Fall 2027	November 2026	Fall 2019
Fall 2028	November 2027	Fall 2020
Fall 2029	November 2028	Fall 2021
Fall 2030	November 2029	Fall 2022
Fall 2031	November 2030	Fall 2023
Fall 2032	November 2031	Fall 2024
Fall 2033	November 2032	Fall 2025

## SPRING ADMISSION

Admission Term/Year	Submit Nursing Application	We Accept Science Prerequisites Completed This Term or Later:
Spring 2020	August 2019	Spring 2012
Spring 2021	August 2020	Spring 2013
Spring 2022	August 2021	Spring 2013* due to COVID-19
Spring 2023	August 2022	Spring 2015
Spring 2024	August 2023	Spring 2016
Spring 2025	August 2024	Spring 2017
Spring 2026	August 2025	Spring 2018
Spring 2027	August 2026	Spring 2019
Spring 2028	August 2027	Spring 2020
Spring 2029	August 2028	Spring 2021
Spring 2030	August 2029	Spring 2022
Spring 2031	August 2030	Spring 2023
Spring 2032	August 2031	Spring 2024
Spring 2033	August 2032	Spring 2025

# Additional Prerequisite Information for Pre-Licensure Program (Continued)

- ▶ Course Repeat Policy
  - ▶ One “free” retake for higher grade in science classes
  - ▶ More than one retake in science class area = points deducted
  - ▶ No penalty for repeating non-science courses

# Transferable courses that are a part of the major, but not prerequisites:

- ▶ PSYC 100 (General Psychology)

AND

- ▶ SOC 100 (Introduction to Sociology)

OR

- ▶ ANTH 100 (Introduction to Anthropology)

OR

- ▶ ANTH 130 (Introduction to Cultural Anthropology)



# Self Evaluation for Pre-Licensure Program on Website

Use this to help determine if you've met the prerequisites for the program

# Pre-Licensure Self-Evaluation Form

## SELF EVALUATION DIRECTIONS

All prerequisite courses taken at campuses other than Cal State East Bay must be approved as equivalent. Candidates can check [Transfer Evaluation System](#) (TES) for course equivalencies between Cal State East Bay and other colleges and universities.

For any courses that do not appear on [TES](#) that you think might satisfy nursing program prerequisites, forward syllabi and copies of all unofficial transcripts for review to [nursing@csueastbay.edu](mailto:nursing@csueastbay.edu).

**Use the chart at the bottom of this page to aid with your self-evaluation.**

We have two prerequisite GPA calculations. Both must be at least 3.00 average GPA to qualify for our program.

- FOUR science prerequisite GPA
- ALL EIGHT prerequisite GPA

### GPA CALCULATION FORMULA

Nursing GPA calculations are for prerequisite GPA, not cumulative GPA. Only prerequisite GPA earns points on the nursing application (not cumulative/overall GPA). Only classes taken by the deadline are considered in GPA calculations.

To be eligible for the nursing program, both the four science prerequisite classes by themselves, and all eight prerequisites *combined* have to be above a 3.00 average GPA. If the GPA for the eight prerequisites is above 3.00, but the GPA for the four science prerequisites (calculated separately) is below 3.00, the GPA requirement is not met.

If you want to double-check GPA calculations for your prerequisite classes, here are the directions:

If you have a mixture of quarter system and semester system units, convert the quarter units to semester by dividing the quarter units by 1.5 or multiplying by .6667 in order to correctly calculate your prerequisite GPA.

1. Multiply each unit value of each prerequisite course x GPA points

GRADE POINTS

A or A+ 4

## Self-Evaluation Worksheet

Name:

Email:

Date:

Prerequisite CSUEB course #	School	Equivalent Course	Grade	Units (Q/S)	Term	Retake?	Notes
BIOL 270 (Anatomy with lab or A&P I with lab)							
BIOL 271 (Physiology with lab or A&P II with lab)							
BIOL 230 (Microbiology with lab)							
CHEM 161, 111, 230 OR 331 (Chemistry with lab)							
COMM 100 or COMM 104 (GE Area A1)							
ENGL 102 (GE Area A2)							
STAT 100							
Critical Think/ Logic (GE Area A3)							

ESTIMATED SCIENCE PRE-REQ GPA:

ESTIMATED "ALL" PRE-REQS GPA:

Do science prerequisites meet 7 year recency requirement?

Additional courses that are NOT prerequisites, but are transferable:

	Transferable course	Equivalent	Grade	Notes
1.	Psychology			
2.	Sociology or Anthropology			

# TEAS Exam For Pre-Licensure Program

- ▶ Only accept first three lifetime attempts of test
- ▶ How to Sign up for the TEAS
  - ▶ [Contact ATI](#)
    - ▶ Make an account
    - ▶ Sign up for a test
    - ▶ We accept any version (remote, testing center, etc.)
- ▶ Order an Official TEAS transcript from ATI to be sent to CSUEB by the application deadline
  - ▶ It can take up to three business days after taking the exam for the score to be sent
  - ▶ Note CSUEB is listed as CA State University East Bay in the TEAS system
- ▶ Type in TEAS scores on Nursing CAS application

# Personal Statement for Pre-Licensure Program

- ▶ Consists of 4 short answer essay questions
- ▶ 250-300 word answer for each question
  - ▶ 300 word maximum
- ▶ [Type Directly on the Form Provided for the Statement](#)
- ▶ Answer all parts of each question
- ▶ Make sure to not put your name on the document, only your Nursing CAS ID should be on the form



# Pre-Licensure Personal Statement Form



CAL STATE  
EAST BAY

## NURSING PROGRAM PERSONAL STATEMENT

Type your NursingCAS ID here:

READ DIRECTION SHEET FIRST.

\*REQUIRED: answer all four questions, **250-300 words maximum** for each question.

**IN YOUR OWN WORDS**, type the response directly below the question.

UPLOAD your final version to NursingCAS Program Materials, PERSONAL STATEMENT section **BY THE APPLICATION DEADLINE**.

**Please be honest with your answers. Plagiarism will result in disqualification of the entire nursing application.**

updated 1/3/2025

#1

How did you come to choose nursing over other career paths?

#2

In what ways do you hope to contribute to the current needs of the nursing profession and healthcare?

#3

What personal qualities, life experience and/or skills do you have that enhance your ability to foster inclusion and social justice in nursing? [See American Nurses Association \(ANA\) Code of Ethics](#). (below)

#4

Describe a formative experience or challenge that you have faced. How did you respond, what did you learn, and in what way did you grow or change?

# Health and Community Related Experience for Pre-Licensure Program

- ▶ This is an optional category, but is recommended.
- ▶ Can be paid or unpaid
  - ▶ Must be Health or Community Service Related
- ▶ Must be within the last three years
  - ▶ Minimum of 75 hours
  - ▶ Can get credit for up to 450 hours
  - ▶ Can combine Multiple experiences for hours
- ▶ Three ways to get points
  - ▶ Length of time commitment/total number of hours
  - ▶ Extent of Multicultural Community Engagement
  - ▶ Type of Health-related Activity
- ▶ Must Upload [Health & Community Related Experience Form](#) & Verification Letter for EACH experience to Nursing CAS by the deadline.



# Pre-Licensure Health & Community Related Experience Form

## Cal State East Bay Nursing Program

### VERIFICATION OF HEALTH AND COMMUNITY RELATED EXPERIENCE MUST BE RECEIVED TO NURSING CAS BY THE PUBLISHED APPLICATION DEADLINE ~MUST HAVE MINIMUM OF 75 HOURS WITHIN LAST 3 YEARS TO BE ELIGIBLE~

Instructions to applicant: This category is **OPTIONAL** and not required for admission to the Nursing program, but highly recommended. Complete and submit this form and accompanying letter **ONLY IF YOU QUALIFY**. Enter your name below and give this form to a supervisor or other person able to comment on your employment or volunteer history in PART TWO.

#### SUBMIT TO NURSINGCAS ONLY – UPLOAD TO PROGRAM MATERIALS SECTION

check to make sure all electronic signatures/ information appear correctly after upload – all submissions final

**PART ONE:** Applicant Name \_\_\_\_\_ Birth Date \_\_\_\_\_  
Sign below to confirm you did not adjust or change any information provided below before you uploaded to NursingCAS. If any information is false or forged, you will be denied or dismissed from the Nursing program.

Applicant Signature \_\_\_\_\_

**PART TWO: INSTRUCTIONS TO SUPERVISOR / PERSON COMPLETING THIS VERIFICATION:** Please identify yourself in the space provided and answer ALL questions. If specific requested information is not available, please write "N/A" in response to the question. Please note: a copy of this document will be provided to the student for review upon his/her request pursuant to the Family and Educational Rights Privacy Act (FERPA).

**\*\*Letters of support by themselves or documents that summarize paycheck history cannot substitute for this form.**

**THIS FORM WILL NOT COUNT IF THERE ARE ANY BLANK SECTIONS. PLEASE PRINT. PLEASE FILL OUT BOTH PAGES.**

Supervisor Name \_\_\_\_\_ Phone \_\_\_\_\_

Title \_\_\_\_\_ Organization \_\_\_\_\_

Address \_\_\_\_\_

1. What is the applicant's job classification/volunteer title? \_\_\_\_\_

2. Has the applicant worked or volunteered with you or your organization within the last 3 years? \_\_\_\_ Yes \_\_\_\_ No

3. Please check the number of hours the applicant has worked or volunteered with you or your organization:

**\*\*must be at least 75 hours to qualify\*\***

\_\_\_\_ less than 75 hours (combining with another experience) \_\_\_\_ 75 to 450 hours \_\_\_\_ more than 450 hours

4. Describe the main role or purpose of your organization. Be specific. \_\_\_\_\_

\_\_\_\_\_

\_\_\_\_\_

\_\_\_\_\_

5. Describe applicant's job/volunteer duties. Include as much detail as possible: \_\_\_\_\_

## Cal State East Bay Nursing Program

6. Check ANY and ALL descriptions below that are consistent with the applicant's experience while working/volunteering:

	Inclusive Multicultural Connection / Community Engagement
<input type="checkbox"/>	1. Offers support role in organization, may attend community events or distribute resources, but does not assume leadership roles or positions
<input type="checkbox"/>	2. Goes above and beyond to be collaborative and service-oriented, exceeds expectations to create relationships with organization personnel and other community members when communicating via phone, social media, email or face-to-face interaction
<input type="checkbox"/>	3. Assumes leadership role(s) -- such as developing content or curriculum, gathering resources or building connections to advance the main mission/purpose of your organization
<input type="checkbox"/>	4. Forms inclusive and genuine relationships (with appropriate boundaries) with community members from a range of cultural backgrounds; this includes a commitment to cross/inter-cultural learning and relationship-building
	<b>Health-Related Care</b>
<input type="checkbox"/>	5. Engages in <b>indirect</b> health-related activities such as a patient greeter or transporter, volunteer in childcare centers, or has an administrative role that supports the health/well-being of individuals and communities
<input type="checkbox"/>	6. Engages in <b>direct</b> health-related activities such as a health educator, provides informal caregiving services for a loved one, or is a certified or licensed health care provider

7. **LETTER OF SUPPORT – must be completed and signed by the same person that fills out and signs this form. \*Contact the Nursing Department ahead of deadline to request an exception.**

As an institution of nursing, we are committed to health equity and the desire for nurses to provide culturally sensitive care. Please write a brief letter (1-page maximum) that addresses how the applicant demonstrates these areas in particular.

**Turn in letter with this form, dated within 1 year of application deadline.**

*The letter must be signed and on company letterhead, or include your full contact info if not from a specific organization. The signature can be electronic or handwritten in ink. The letter will not be considered if there is no signature, or if the signature is simply typed in a different font.*

**In the letter, please include:**

1. Your full name and title/relationship to the applicant *including your signature*
- \*no points awarded if missing a signature**
2. The full name and job/volunteer title of the applicant
3. The total number of hours the candidate completed either volunteering or working for you or your organization
4. What year(s) the applicant worked or volunteered for you or your organization
5. Any qualities or job duties that demonstrate leadership skills, commitment to health equity or inclusive multicultural connections.

8. **YOUR SIGNATURE TO VALIDATE THE ITEMS FILLED OUT ON THIS FORM.**

Signature \_\_\_\_\_

Date \_\_\_\_\_

# Language Proficiency Category for Pre-Licensure Program

- ▶ This is an optional category
- ▶ Provide proof of proficiency in a language other than English



# Methods to Provide Proof of Language Proficiency

## Cal State East Bay Nursing Program

### CERTIFICATION OF LANGUAGE PROFICIENCY MUST BE RECEIVED IN NURSING CAS BY THE PUBLISHED APPLICATION DEADLINE

Instructions to the applicant: This category is **OPTIONAL** and not required for admission to the Nursing program, but highly recommended. If submitting separate forms and letters for more than one language and all are approved, only the maximum point value for this category will be assigned (no additional points for additional languages).

#### Verify Language Proficiency in one of these two ways:

1. Submit proof of bilingual certification from a National, Regional or Local Organization, such as the Federal Interagency Roundtable, the California Bilingual, Crosscultural, Language and Academic Development Certificate, Language Testing International exam results or Seal of Biliteracy on high school transcripts or diploma.
2. Have an instructor of the language, or an individual who has bilingual certification as described above, complete Section II. Include a copy of their certification if not a language instructor. Section II may NOT be completed by co-workers, family members or friends.

#### SUBMIT TO NURSINGCAS– UPLOAD TO PROGRAM MATERIALS SECTION

check to make sure all electronic signatures/ information appear correctly after upload – all submissions final

#### SECTION I:

Applicant Name \_\_\_\_\_ Birth Date \_\_\_\_\_

Sign below to confirm you did not adjust or change any information provided below before you uploaded to NursingCAS. If any information is false or forged, you will be denied or dismissed from the Nursing program.

\*\*\*Applicant Signature \_\_\_\_\_

**SECTION II:** THE PERSON COMPLETING THIS LANGUAGE PROFICIENCY FORM: 1) must be fluent in the identified language; 2) must have observed this applicant's language skills **in the past year**; 3) must be an instructor in the language identified below or received bilingual certification and attached a copy of their certification; 4) must not be a co-worker, family member or close friend of the applicant; 5) must include a signed letter of support with this form.

WRITE THE **ONE** LANGUAGE YOU ARE EVALUATING FOR THIS APPLICANT: \_\_\_\_\_

THIS FORM WILL NOT COUNT IF THERE ARE ANY BLANK SECTIONS. PLEASE PRINT.

Your Name \_\_\_\_\_ Phone \_\_\_\_\_

- |   |           |          |
|---|-----------|----------|
| 1. Have you been in contact with this applicant within the past year?   | _____ Yes | _____ No |
| 2. Do you teach individuals how to speak and read in this language?     | _____ Yes | _____ No |
| 3. Do you have certification of bilingual proficiency in this language? | _____ Yes | _____ No |

In each of the following questions, please rate the applicant on a scale from 1 to 5 using the speaking and reading definitions listed in the Language Proficiency table (next page) as a guide.

3. Applicant's proficiency in <b>speaking</b> this language is:	1	2	3	4	5	not observed
4. Applicant's proficiency in <b>reading</b> this language is:	1	2	3	4	5	not observed

5. **LETTER OF SUPPORT** Please write a 1-page letter (maximum) that includes

- ✓ Your full name, job title and relationship to the applicant *including your signature* \*no points if missing signature
- ✓ Your qualifications to rate language proficiency
- ✓ When/what dates the applicant contacted you to rate his/her language proficiency

Turn in the letter with this form, dated within one year of the application deadline.

The letter must be signed and on company letterhead, or include your full contact info if not affiliated with a particular organization. The signature can be an electronic signature or a handwritten ink signature. The letter



# Methods to Provide Proof of Language Proficiency

- ▶ [Language Proficiency Form](#)

AND

- ▶ Signed letter from a language instructor OR individual with proof or bilingual certification (if not a language instructor, include the individual's proof of bilingual certification along with the letter)

OR

- ▶ Proof of your own Bilingual Certification
  - ▶ Seal of biliteracy on high school transcripts or diploma (US High Schools Only)
  - ▶ [Language Testing International](#)
    - ▶ Speaking at Superior (by itself) **OR If speaking test was not rated at the Superior level a Speaking and Reading test is needed.**
    - ▶ Speaking *and* Reading at Superior, Advanced High, Advanced Mid, Advanced Low, or Intermediate High (any combination of these levels) on the ACTFL Proficiency Scale **OR** 3 or above on the ILR scale
    - ▶ Please note, not every language has an associated Reading test - please research carefully

# Ties in Points for Pre-Licensure Program

- ▶ In cases of equal point ranking of applicants tie-breakers will be:
  - ▶ 1. Science score on the TEAS exam
  - ▶ 2. Cumulative GPA in all baccalaureate level coursework
  - ▶ 3. California residency status

# LVN – BSN Pathway for Pre-Licensure Program

- ▶ If you have your LVN License you will want to apply for the Pre-Licensure program
- ▶ You may be able to challenge a few first year classes, however the program will still take 2.5 years to complete (5 semesters)



# What Happens After I Apply for the Pre-Licensure Program?

- ▶ For Fall Admission applicants are notified of decisions by April
- ▶ For Spring Admission applicants are notified of decisions by November
- ▶ 48 students are selected for the program each Fall and Spring Semester
- ▶ Approximately 40-45 students are waitlisted each Fall and Spring Semester
  - ▶ Often many students who are waitlisted are ultimately accepted into the program
  - ▶ Once the semester begins the waitlist goes away and any applicants remaining on the waitlist would need to reapply to be admitted in the future
- ▶ What to do if you think there's been an error?
  - ▶ Notify Nursing Admissions at [nursing@csueastbay.edu](mailto:nursing@csueastbay.edu) within 15 calendar days

# What Happens After I am Accepted into the Pre-Licensure Program?

- ▶ Tuition and Fee Amounts are Updated Each Semester and are subject to change
  - ▶ For Fall 2025, full time (more than 6 units), California resident students pay approximately:
    - ▶ \$3,994.50/Semester for students obtaining their first Bachelor's Degree
    - ▶ \$4,810.50/Semester for students obtaining their second Bachelor's Degree
- ▶ After you have been accepted
  - ▶ Pass Criminal Background Check and Drug Screening
  - ▶ Attend One Day Nursing Orientation
    - ▶ Usually in mid/late June for Fall Semester Students
    - ▶ Usually in early December for Spring Semester Students
  - ▶ Be ready to submit your [Health Documents](#)

# Required Health Documents

DRUG SCREENING		**MUST use Nursing Department Drug Screening Agency ONLY	
TITERS = blood tests (not shots). <b>**Even if you have immunization/shot records, we still require proof of immunity through a blood test for surface antibodies (titer) for #1-3.</b>			
1. RUBELLA (German Measles), RUBEOLA (Regular Measles) <u>AND</u> MUMPS Positive titer (immune) required for <b>ALL THREE SEPARATELY</b> . Test for IgG antibody. <u>If titer is negative</u> , provide proof of <b>two</b> live virus MMR vaccinations at least <b>one month apart</b> . <b>**Must get another titer after shot series is complete.</b>			
2. VARICELLA Positive titer (immune) required. Test for IgG antibody. <u>If titer is negative</u> , provide proof of <b>two</b> doses of live virus at least <b>one month apart</b> . <b>**Must get another titer after shot series is complete.</b>			
3. HEPATITIS B Positive titer (immune or "reactive") required. Test for <u>Hep B surface antibody</u> . <u>If titer is negative</u> , provide proof of <b>three</b> doses of live vaccination series received after the date of the negative titer. (Second shot must be <b>1 month</b> after first shot and third shot must be <b>5-6 months</b> after second shot). <b>**One-two months after 3rd shot in series – must get another titer as proof of immunity.</b>			
4. FLU VACCINE Please get flu vaccine (influenza) between September 1 and October 20. Due October 20.			
5. DIPHTHERIA-TETANUS-PERTUSSIS (Tdap) shot within ten years. <b>**This is an "adult" shot, not DTaP or DTP (childhood versions).</b> <b>**A Td shot (Tetanus-Diphtheria only) does NOT cover this requirement.</b>			
6. PPD (Tuberculosis Skin Test) - 2 NEGATIVE results satisfy this requirement. <ul style="list-style-type: none"><li><b>If you have NOT had a TB skin test within the last 12 months:</b> Submit a Negative <u>two-step</u> within 3 weeks of each other (4 doctor visits total) –OR– Submit 1 negative QuantiFERON Gold blood test or T Spot test within 1 year.</li><li><b>If you have <u>ONE TB skin test result within the last 12 months</u></b> Submit it plus ONE MORE TB test result within 12 months of your most recent one (one-step result).</li><li><b>If you have <u>TWO TB skin test results within the past 2 years</u></b> Submit both PPD results. The 2<sup>nd</sup> result must be within 12 months of submission date. The 1<sup>st</sup> result must be no more than 12 months before your 2<sup>nd</sup> result. If MORE THAN 12 months passed between your first and second results, you need to get ONE MORE TB test (one-step). <b><u>PPD Results last for 12 months – they must NOT during your community health rotation.</u></b></li></ul> <b>If POSITIVE PPD</b> , then a Chest X-Ray <u>REPORT</u> within 3 years is required <b>AND</b> negative symptom screen. (Use Nursing Department Annual TB Symptom Screen Form if your PPD is positive).			
7. COVID-19 Vaccine Submit proof of a complete COVID-19 vaccine series of 2 shots at least 21 days apart or as recommended depending on the vaccine type received. Proof must include manufacturer and vaccination date/s. Appropriate booster will also be required.			
8. OTHER REQUIREMENTS			
AHA BLS Provider Certification Health Insurance Proof Student Handbook Affirmation Page		Physical Exam California RN License	Sigma Consent Form Photo Release Form COVID-19 Vaccine + Booster

# Questions???

- ▶ Any follow up or in depth personal questions can be emailed to [nursing@csueastbay.edu](mailto:nursing@csueastbay.edu)
- ▶ We also have drop in Zoom hours for prospective students every Wednesday 1 – 2:30 PM. There is a link with the Zoom drop in on the [webpage](#).

