







This document is a resources guide to help you explore CourseArc and help you quickly get started creating engaging content for your students. Feel free to contact me, Jennifer Miller, with any questions, jennifer@coursearc.com

Get Started

- Bookmark <https://csueb.coursearc.com>
- Test Your Login (*Use the Forgot Password feature if you are logging in for the first time.*)
- Bookmark [CourseArc's Knowledge Base](#)
- Add noreply@notifications.coursearc.com and info@coursearc.com to your contacts
- [CourseArc Support](#) 
- [Dashboard](#) 
- [Tasks](#) 
- [Comments](#) 
- [Courses](#)
- [Roles](#)


Organize Content

- [Course](#)
- [Module](#)
- [Page](#)
- [Blocks](#)
- [Templates](#)

Create Content

- [Course Settings](#)
- [Tracking and Grading](#)
- [Creating a Page](#)
- [Blocks](#)
- [Publishing](#)
- [Previewing](#)
- [Copying](#)
- [Moving](#)
- [Properties](#)

Build with Blocks



- [List of Blocks](#)
- [Video](#)
- [Matching](#)
- [Images](#) 
- [Quiz](#)

- [Icon and Text](#)
- [Learn About More Blocks](#)

Deploy Content in Blackboard

- [View as a Student](#)
- [View as an Instructor](#)
- [Tracking and Grading](#)
- [Add a Module to a Blackboard Course](#)

Manage Content

- [Tasks](#) 
- [Comments](#) 
- [Workflow: Page Status and Approval](#)
- [Version Control](#)
- [File Manager](#)
- [Boilerplate](#)
- [Glossary](#)

Explore Additional Resources

- [Introduction to CourseArc](#)
- [Webinars](#)
- [Blogs](#)
- [Accessibility](#)
- [Instructional Design Tips](#)