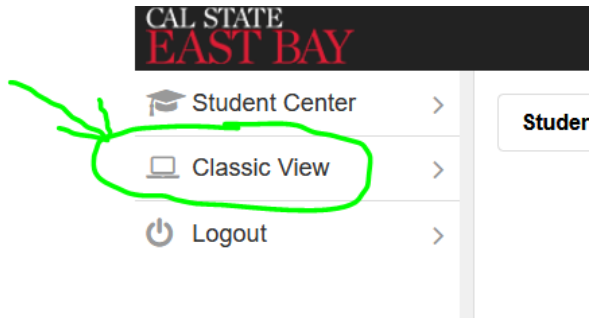
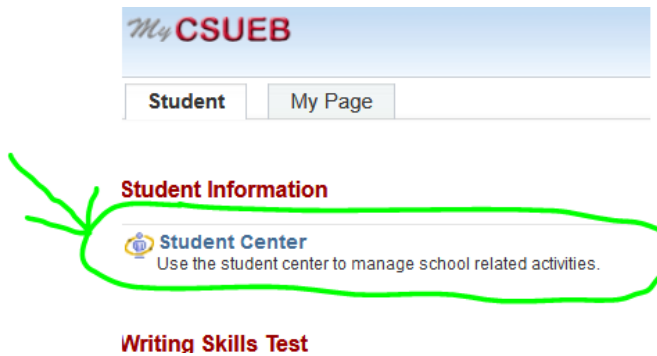


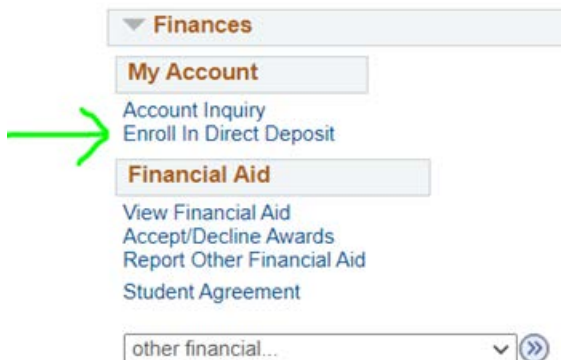
1. Go to <https://www.csueastbay.edu/mycsueb/> and click "SIGN IN"
2. Enter your NetID and Password
3. You may have to go through the DUO Authentication at this point so have your phone ready
4. Click on "Classic View"



5. Click on "Student Center"



6. Scroll down to the "Finances" area and click on "Enroll in Direct Deposit"



7. Enter your bank account information on the following page, check mark the “I acknowledge...” box, and click on “Submit”

### Enroll In Direct Deposit

Aaron Ledesma

Account Type:  Checking  Savings

Routing Number:  [What are my Routing and Account Numbers?](#)

Account Number:

Confirm Account Number:

#### Terms and Conditions

<SPAN CLASS="PSTEXT" >I hereby authorize in accordance with the rules and regulations of the National Automated Clearinghouse Association (NACHA) California State University East Bay (CSUEB), a campus of the California State University (CSU) system, to credit any reimbursements due to me via automated clearinghouse electronic fund transfer (ACH) to the bank and bank account owned by me referenced above. Further, only in the event of an refund overpayment, I hereby authorize CSUEB (the CSU) to withdraw funds from the above referenced bank account owned by me via ACH debit. This authorization will remain in effect until withdrawn by me via use of the "withdraw from direct deposit" button that appears on this page. A new authorization must be completed if I change my bank account or change financial institutions.

Note: I understand that CSUEB requires from two to three (2-3) business days to set up this initial authorization and two (2) business days for funds to become available following an ACH electronic funds transfer.</SPAN>

I acknowledge that I have read and agree to the above Terms and Conditions.

Cancel

Submit

That should take care of it!