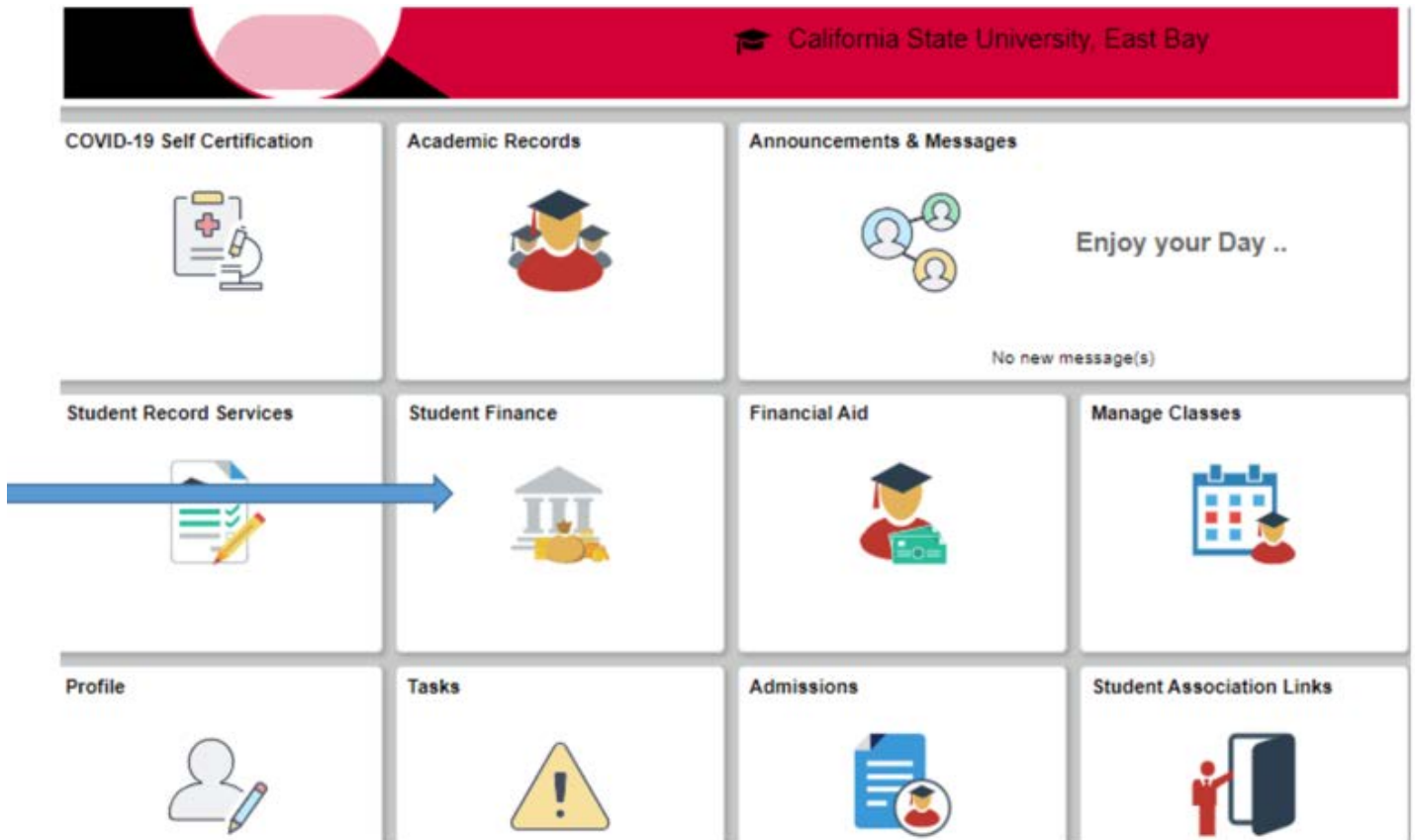


How to Enroll in an Installment Payment Plan

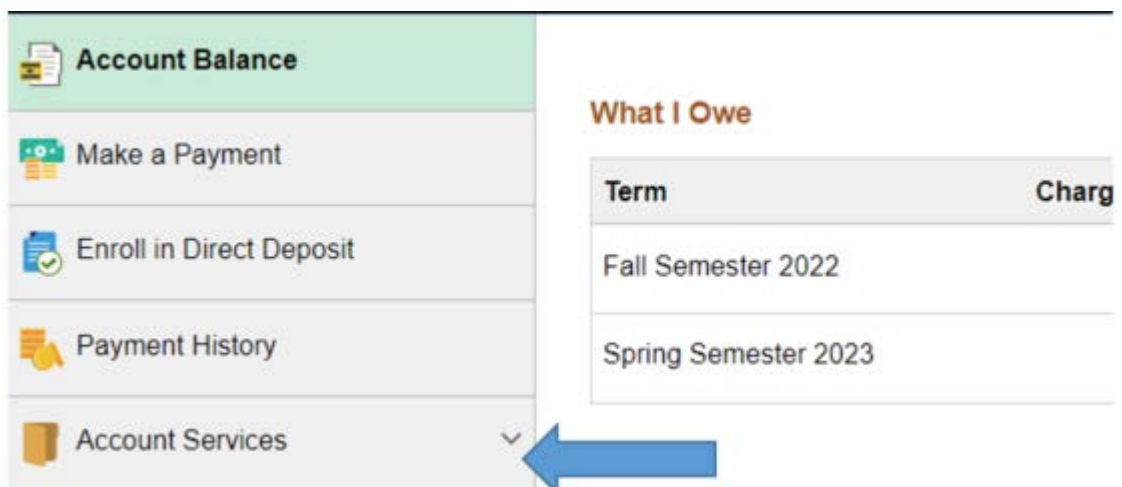
Navigation: [MyCSUEB](#) > Student Homepage > Student Finance tile > Account Services > Enroll in Installment Plan

Follow the 4-step process below to enroll in an installment payment plan.

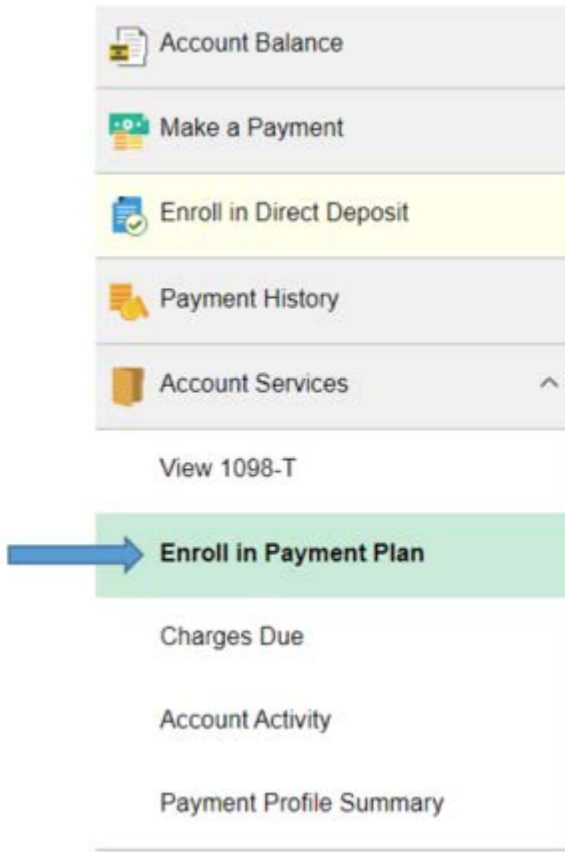
1. Log in to MyCSUEB and select the Student Finance tile



2. Select “Account Services”



3. Select “Enroll in Payment Plan” then choose the plan that you wish to sign up for



Account Balance

Make a Payment

Enroll in Direct Deposit

Payment History

Account Services

View 1098-T

Enroll in Payment Plan

Charges Due

Account Activity

Payment Profile Summary

Account Inquiry | Electronic Payments/Purchases | **Account Services**

[Enroll in Payment Plan](#) | [1098T Tax Form](#)

Enroll in Payment Plan

1. Select Payment Plan

Installment Payment Plan Options - Follow the 4-step process for

Tuition Payment Plan - For Matriculated Students

Open U Payment Plan - For Open University Students

Summer Payment Plan - For Summer Self Support Classes Only

Housing Payment Plan - For Housing Charges Only

OTL Installment Plan - For Online Teaching Learning Program

Special Degree Programs Payment Plan - For Students who en

Payment Plans
FALL 2022 TUITION-1
For Matriculated Undergraduates, Graduates, & FDD Students Only

4. Follow the on-screen instructions until the very end.